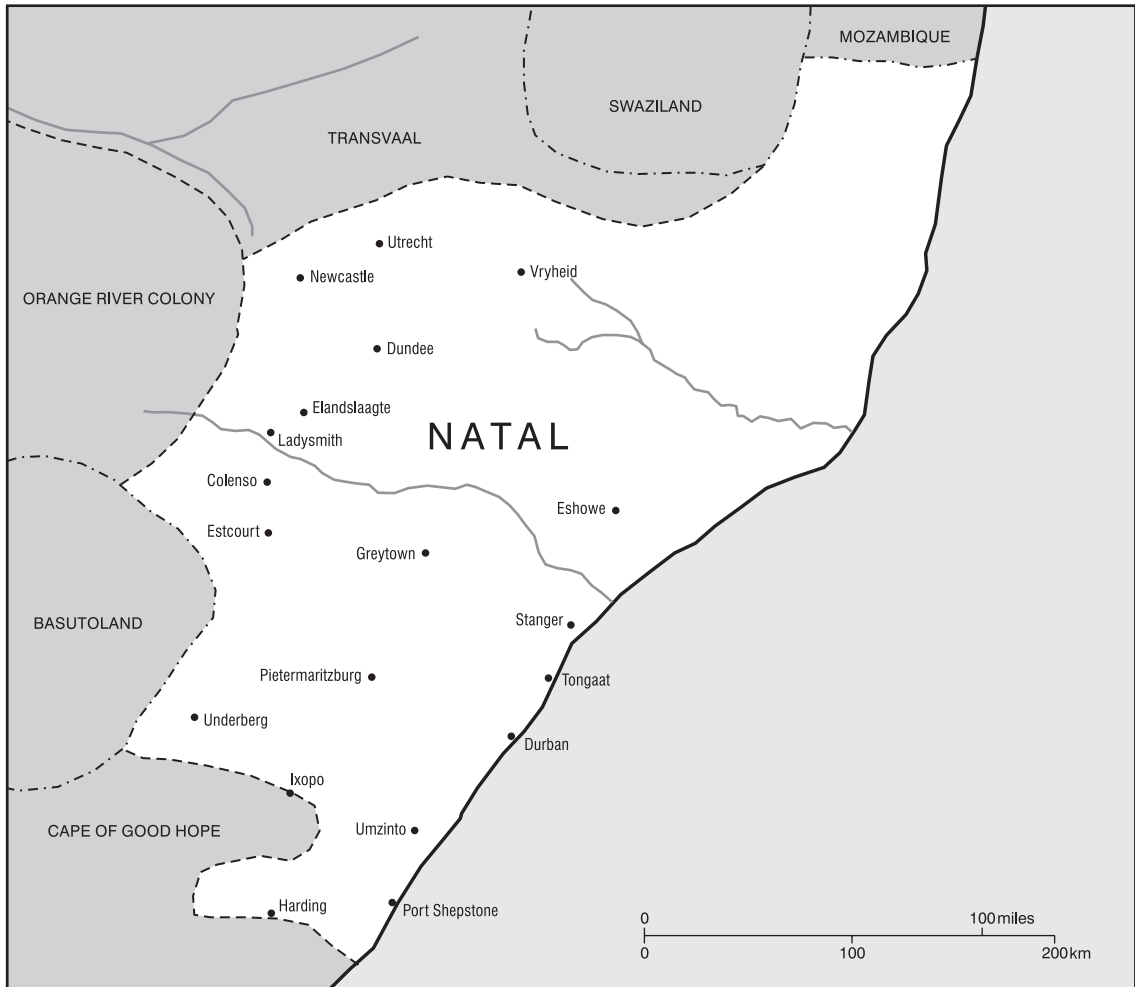


NATAL



Natal.

13

Postage and Revenue Stamps

Preamble

Previous Natal postage stamps and revenue stamps had always featured the effigy of Queen Victoria, so, after her death in January 1901, there was a need to make a change. Unlike the Cape, the Natal authorities did not seem to be in any great hurry to arrange for new stamps.

This chapter covers the dual-purpose postage and revenue stamps. The later issue of postage-only and revenue-only stamps are separately handled in subsequent chapters.

Development

The first correspondence on the subject of new stamps in the De La Rue files is in a covering letter for Indent No. 2180 from the Agent General of Natal to the Crown Agents on 30 April 1901. The indent was for the manufacture of 'plates and dies for the new issues of stamps to bear the head of His Majesty the King in place of that of Her late Majesty the Queen. The patterns mentioned on the indent are also handed herewith.'

It would seem that some serious consideration had gone into the new stamps at this point, as can be seen from the details of Indent No. 2180, which was for: 'An issue of combined "Postage & Revenue" Stamps (with a new die showing the King's Head) as described below. The pattern required is shown in the drawings attached'. So the decision had been made to issue dual purpose postage and revenue stamps. The indent went on to list the denominations required, and the suggested colours. These, as described in the indent, were:

½d	light green as before	5d	canary, new
1d	pink as before	6d	mauve as before
1½d	purple, new	1s	turquoise (previously light ochre)
2d	French grey as before	2s	violet
2½d	light blue as before	2s 6d	orange
3d	lavender as before	4s	dark green
4d	light brown as before		

These were the colours proposed by the Natal authorities for the small (postage) size stamps. The colour descriptions would probably not fit in with those used by the Stanley Gibbons catalogue today, and were not to be the final colours.

The large (receipt) size stamps were also to be dual purpose postage and revenue stamps 'with King's Head, to pattern, as shown in the drawing attached.' These too had denominations listed and colour suggestions, which were:

5s	pink	£5	heliotrope
10s	rose	£10	dark blue
£1	cherry	£20	terracotta
£1 10s	salmon pink		

An interesting colour proposal, with many of these denominations having somewhat similar colours. It would not seem that this aspect had been well thought through, and would have no doubt have led to confusion.

No further mention is made of the patterns or drawings submitted, so we have no knowledge as to whether they played any significant part in the further design of the stamps.

Along with this Indent No. 2180 was another of the same date, No. 2179, for ½d and 1d stamps (and also stationery), with the note 'These stamps should be printed from the new dies, if these can be furnished in time.' De La Rue responded on 3 May 1901, 'Until the English Government have settled the portrait of His Majesty which is to be employed, it is impossible for us to give any date for the completion of the dies and plates'. As a result this indent was printed from the then current plates showing the effigy of Queen Victoria.

But some of the denominations ordered were not part of the then current Victorian issue, so a temporary solution was considered to tide the Colony over until the new plates would be ready, that was to overprint some of the existing Victorian stamps with four new denominations that were considered urgent, namely 1½d, 5d, 2s and 2s 6d. On 20 May 1901 De La Rue provided an Appendix sheet with their letter of that date showing the proposed overprints (written in words) on the small size Victorian stamps for the two low values, and on the larger Victorian 5s size stamp for the two higher denominations. The overprint plates were quoted at a cost of £3 3s each. These overprints were tentatively approved the following day, but an order never materialised.

On 30 May 1901 De La Rue wrote to the Agent General in Victoria Street, London, the letter reading in part:

We enclose a design marked A for the ½d and 1d stamps to be printed in one colour from separate plates, the ½d in doubly fugitive green, and the 1d in doubly fugitive purple on red paper, so as to follow the Postal Union colours. We assume that you will follow the English Government in having doubly fugitive colours for the Postage and Revenue stamps. The doubly fugitive colours are sensitive under a written as well as a printed cancellation.

We enclose designs B & C for all stamps (except the ½d and 1d) to be produced by the Key-plate system, and to be printed in two colours. The Key-plate system is more economical when the quantities of stamps required are not large. On Appendix hereto we give the comparative cost, of separate plates for all duties below 5s and of the plan we recommend.

In the design we have adopted the likeness of the King approved by His Majesty, and we have according to his command introduced as Imperial Crown in the border. His Majesty has commanded that all stamps bearing his effigy are to have the Crown in the border.

We assume that you will arrange with the Crown Agents for the Colonies to employ their original Head dies in the preparation of your stamps.

We enclose a large sized photograph of the portrait of the King by Mr. E. Fuchs which His Majesty has approved.

Natal did in fact use the original Head dies of the Crown Agents for the Colonies, where the total cost for all postage, revenue and stationery King's Head dies was less than £40, as the total costs were shared between 35 colonies. Whereas the Cape of Good Hope, which had a contract directly with De La Rue and did not work through the Crown Agents, paid nearly £450 for the equivalent dies.

It is not known whether the photograph of the approved portrait of the King has survived, but the designs marked A, B and C are believed to have survived. It is interesting to note that the vignette used for the King's Head in these designs was different from that finally used on the issued stamps. This was because the agreed head dies were not yet completed.

The Appendix of comparative cost gives the two alternatives for the values below 5s. With separate plates of 240 impressions (or 240-set) for the ½d and 1d, and key plates of 120 impressions (or 120-set) for the other 11 denominations, the cost was quoted as £582 10s. If all the 13 denominations were made using separate plates, the cost would have been £1,457 10s, so the obvious recommendation was for using the key plate system for all but the ½d and 1d denominations. The seven denominations of 5s or more were only suggested as using key plates for 60 impressions (or 60-set) at a total cost of £197 10s.

The response from the Colony to De La Rue was a long time in coming. Presumably the designs were dispatched to Natal for approval. It finally arrived on 9 August 1901:

In reply to your letter of 30th May, I am directed by the Agent General to inform you that the Government approves of the designs of the Stamps submitted by you.

The colours of the stamps shown on the Indent are to be adhered to as nearly as possible. The stamps are to be printed in fugitive colours, doubly fugitive colours are not required. Under the Postal Union Convention ½d, 1d and 2½d Stamps must be of certain colours and the present colours, which are now required to be continued, comply with these conditions.

The Stamps, with the exception of the ½d and 1d, should be produced on the Key Plate system.

The designs submitted by you are returned herewith.

The instructions were clear, and the designs were returned. There is no mention of sending photographic copies for the Colony's records, as was done in the case of the Cape of Good Hope, so it is not clear whether this was done. The designs submitted were themselves composite essays, with the King's Head being printed, and the rest of the design painted around it. Photographic essays are also believed to exist, and these may have been ones sent to the Colony for their records.

The decision not to use doubly fugitive inks on stamps that were intended for the dual purpose of postage and for revenue was to have consequences later, as the high values seeing revenue use were sometimes cleaned and used again.

On 12 August 1901 De La Rue wrote to the Agent General confirming that they would proceed with preparing the dies and plates, but pointing out that it would not be possible to meet the required delivery date of January 1902 for Indent No. 2180 using the new designs, and requesting authority to print the items for this indent using the then current Victorian plates. On 14 August 1901 the Agent General confirmed that this indent should be supplied using the Victorian plates.

On 16 August De La Rue again wrote advising that they now considered it appropriate to print all the smaller (postage size) stamps from plates of 240-set, at an additional cost of

£42 10s per denomination for the 240-set rather than the originally quoted 120-set plate. Explaining that the quantities to be printed would result in an overall lower cost to the Colony. This was approved by the Agent General on 21 August 1901.

The next relevant communication was from De La Rue to the Agent General on 10 March 1902, regarding proposed colours reads:

We beg to hand you, on Appendix A, a colour scheme for your adhesive stamps, which we should recommend for adoption.

On Appendix B we hand you a colour scheme following the instructions sent from the Colony. We do not, however, consider that this scheme offers sufficient contrast between the duties of stamps, and the adoption of it would be likely to lead to considerable confusion.

On Appendix C we send you a variety of specimens, in case you wish to substitute any of them for the stamps given on Appendix A.

The Agent General replied the next day, confirming that the work on the ½d and 1d dies should begin immediately, and advising that the colour proposals had been forwarded to Natal for consideration.

Approval of the colours was received by cable from Natal on 15 April 1902. This approved the ½d colour from Appendix B, the 2d, 4d, 5d, 2s and 4s from Appendix C, and the rest from Appendix A.

Colour Change

The designs and the colour scheme had now been settled, but that was not the end of the story. The choice of singly fugitive inks was still to cause some difficulties. On June 7 1906, the Agent General complained that cancellations were being removed and stamps used again. The next day De La Rue wrote to the Crown Agents asking for permission to print the stamps in doubly fugitive ink, and, rather smugly saying:

The Natal Government adopted the singly fugitive inks against our advice, and therefore they have brought the trouble upon themselves. We feel satisfied that Colonies using the singly fugitive inks will sooner or later find that the revenue is suffering by fraudulent removal of the cancellations.

The Natal Government was then considering a new issue of the same design, but in different colours, and printed in doubly fugitive ink. On 28 June 1906, De La Rue submitted three Appendix sheets to the Agent General. Appendix A was the recommended colour scheme for the postage size stamps, with the head printed in doubly fugitive ink, and the borders in singly fugitive ink. Appendix B was for the receipt (or revenue) size stamps, saying: 'In this, as the head occupies a comparatively small portion of the stamp, we have printed the heads in singly fugitive and the borders in doubly fugitive ink'. Appendix C was showing some alternative colours for the Colony to choose from, should they not like the De La Rue colour proposals.

Some debate must have continued in Natal, but the next communication was a letter from the Agent General of 20 February 1907 to the Crown Agents, asking them to advise De La Rue that the Natal Government had decided that

... in future all Postage and Revenue Stamps of Five Shillings and upwards in value are to be printed with the central part (King's Head) in doubly fugitive colours, the selection of which will be left to you. The rest of the stamp to be printed in the same colours as are at present used for the respective denominations

The Agent General goes on to ask the Crown Agents to advise him on the colours chosen as soon as the colours have been definitely decided. It is interesting that the choice of colours had now been passed to the Crown Agents decide.

On 22 February, the Crown Agents communicated this with De La Rue, saying that the only denominations that would be materially altered would probably be the 5s, 10s and £20, and asking for an extra copy of the colour schemes that had been proposed.

De La Rue, justifiably somewhat exasperated, responded on 27 February sending the requested copies of the colour proposals, including an additional Appendix sheet (marked 'Natal Req 89/05') for colour choice, and again pointed out that 'in this instance, where the head is small, it would be much better, in the Revenue size, to print the heads in singly fugitive and the borders in doubly fugitive ink. They did, however include an additional Appendix sheet with the heads in doubly fugitive ink and the borders in singly fugitive ink as requested by the Colony.

On 25 June 1907 the Crown Agents returned the Appendix sheets, approving the colour scheme of the original Appendix B, dated a year earlier on 28 June 1906. However, only the £1 10s value was printed before another change took place in 1908, namely the split into separate postage and revenue stamps to allow for the Treasury to better account for the revenue flow.

Material from the De La Rue Records

Much material was preserved in the De La Rue Records, with practically all the Natal (and indeed the other Colonial material) surviving the bombing and resultant devastating fire that destroyed the De La Rue Works and headquarters in London on the night of 29 December 1940. With the material now dispersed, it is worth attempting to record what is still believed to be in existence.

There are three main categories of material. That from the Striking and Work Books, which were De La Rue's internal work records. That from the file records, which were the various die proofs in their various states. That from the Correspondence Books, which were the proposals sent to the Colony for selection and approval. The Correspondence Book material was often prepared in duplicate, one copy being retained, while the other was sent to the Natal Agent General.

Striking and Work Books The Striking Book items were single copies of die proofs stuck into the Book, with the work instructions written alongside, often dated, sometimes with both the date the job was placed into the work programme, and the date it was completed. Once the job had been completed the die proof usually had a red line ruled across it, designating that the job was now done, and had been written up in the Private Day Book. These are among the more scarce items, as there was only one copy in existence for each plate made. They are usually cut down, to not take too much space on the Striking Book page.

The listing of items that were prepared is noted. The die proofs have not been seen, so the information has been taken from a 1976 Robson Lowe auction catalogue, so is not complete in all details. These items do not seem to have appeared in auction again, and their current whereabouts are unknown.

The cut down die proofs for the first plates (plate 1) for all the values was Lot 373 in this Robson Lowe catalogue. They were described as:

1902 Cut down die proofs of the head for the low and for the high value designs, ½d and 1d complete, 1½d to £20, eighteen values with frames only, affixed to four pieces dated between 'Jan 14' and 'May 16' and each endorsed with details

of leads taken, all are endorsed in red ink (crossing nine of the proofs) and dated 'May 29 1902'.

For all except the ½d and 1d denominations, only one plate was ever made, but for these two low values additional plates were needed, one for the ½d and two for the 1d. These were included in Lot 374 of the Robson Lowe auction, and were described as:

Similar die proofs for the 1d (2), one marked 'No 2 plate not charged first plate cracked after printing first supply, Sept 4 240 leads' and the other marked 'No 3 14 Sep 07', and 'July 3 1 240 leads', also ½d marked 'Feb 7 240 leads', crossed by red ink line marked 'No 2 Apr 1 10', each on separate piece.

So the die proofs for the later plates have a lot more detail than that for the first plates in Lot 373.

Similar cut down die proofs to those shown for the postage stamps of the Cape of Good Hope must have also been included in the Striking Book, but none of these have been traced. These were the ones believed to have been approved by De La Rue before proceeding with the hardening process. They were initialled and dated, then cut down and stuck into the Striking Books. These Cape items are reported to be survivors from a Striking Book that was partially destroyed in the fire of 29 December 1940. If this is correct, then the similar Natal die proofs that presumably also existed, may well have been destroyed.

File Records These were die proofs normally on the standard De La Rue glazed card (92 mm wide and 60 mm high). They usually showed the state of the die (BEFORE HARDENING, AFTER HARDENING, or AFTER STRIKING. No BEFORE STRIKING states are known on these Natal proofs), and the date the proof was made. The die state, as well as the date, were usually hand stamped in black, or occasionally in blue. These were sometimes initialled, and some had some other information noted in manuscript as well. The number of proofs taken in each state and on each date seems to vary, but in all cases only a few were made (Fig. 13.1 and Fig. 13.2)

Proofs of each die used for making up the first plate would have been pulled in all the three states. Then for subsequent plates



Fig. 13.1 Die proof of the small size King's Head vignette in BEFORE HARDENING state, marked 'Natal Key die'.




Fig. 13.2 Die proof with uncleared surrounds and value tablets in BEFORE HARDENING state, marked 'Original, from which Key Die is made'.

the same hardened die would have been used, so only the AFTER STRIKING state proofs would be pulled, and perhaps some in the BEFORE STRIKING state as well, but none of these have been seen. So at least three different die proofs would have been made for each duty value, and one extra for the one later plate of the ½d, and two extra for the two later plates of the 1d.

The die proofs noted so far are:

- Small size stamp with uncleared surrounds and value tablets, BEFORE HARDENING, dated 3 Dec 01, with ‘Original, from which Key Die is made’ (in manuscript) (Fig. 13.2).
- Small size stamp with uncleared surrounds and value tablets, AFTER HARDENING, dated 16 Dec 01, initialled.
- Large size stamp with uncleared surrounds and value tablets, and partially uncleared Natal, BEFORE HARDENING, dated 18 Dec 01.
- Large size stamp with uncleared surrounds and value tablets, and partially uncleared Natal, AFTER HARDENING, dated 18 Dec 01, initialled (Fig. 13.3).
- Large size stamp with uncleared value tablets, no die state and undated, with blank duty die proof typed label.
- King’s Head smaller size vignette, BEFORE HARDENING, dated 8 Jan 02, with ‘Natal Key die’ (in manuscript) (Fig. 13.1).
- King’s Head smaller size vignette, BEFORE HARDENING, dated 8 Jan 02, with ‘Natal Key die–Postage size’ (in manuscript).
- King’s Head smaller size vignette, AFTER HARDENING, dated 10 Jan 02, with ‘Natal Key die’ (in manuscript), initialled.
- King’s Head larger size vignette, BEFORE HARDENING, dated 12 Feb 02.

Note that those with manuscript notations are also known without the notation.

- ½d complete design, BEFORE HARDENING, dated 11 Jan 02.
- ½d complete design, AFTER HARDENING, dated 15 Jan 02, initialled.
- 1d complete design, BEFORE HARDENING, dated 11 Jan 02.
- 1d complete design, AFTER HARDENING, dated 15 Jan 02, initialled.
- 1d complete design, AFTER STRIKING, dated 24 Jan 02, initialled (with corner cut off).
- 1d complete design, AFTER STRIKING, dated 31 Jul 07, initialled (with corner cut off).
- 1½d frame only, BEFORE HARDENING, dated 14 Jan 02.
- 1½d frame only, AFTER HARDENING, dated 22 Jan 02.
- 2d frame only, BEFORE HARDENING, dated 6 Jan 02.
- 2d frame only, AFTER HARDENING, dated 7 Jan 02.
- 2½d frame only, BEFORE HARDENING, dated 14 Jan 02.
- 2½d frame only, AFTER HARDENING, dated 22 Jan 02.
- 3d frame only, BEFORE HARDENING, dated 6 Jan 02.
- 3d frame only, AFTER HARDENING, dated 7 Jan 02.
- 4d frame only, BEFORE HARDENING, dated 28 Jan 02.
- 5d frame only, BEFORE HARDENING, dated 6 Feb 02.
- 5d frame only, AFTER HARDENING, dated 11 Feb 02.
- 6d frame only, BEFORE HARDENING, dated 6 Feb 02.
- 6d frame only, AFTER HARDENING, dated 11 Feb 02.
- 1s frame only, BEFORE HARDENING, dated 24 Feb 02.
- 1s frame only, AFTER HARDENING, dated 26 Feb 02.
- 2s frame only, BEFORE HARDENING, dated 24 Feb 02.
- 2s 6d frame only, BEFORE HARDENING, dated 28 Jan 02.
- 4s frame only, BEFORE HARDENING, dated 1 Mar 02.

- 4s frame only, AFTER HARDENING, dated 3 Mar 02.
 5s frame only, BEFORE HARDENING, dated 26 Mar 02.
 10s frame only, BEFORE HARDENING, dated 3 Apr 02.
 10s frame only, AFTER HARDENING, dated 8 Apr 02.
 £1 frame only, BEFORE HARDENING, dated 17 Apr 02.
 £1 frame only, AFTER HARDENING, dated 19 Apr 02.
 £1 10s frame only, cut down, so no other information available.
 £1 10s frame only, BEFORE HARDENING, dated 17 Feb 02.
 £1 10s frame only, AFTER HARDENING, dated 19 Feb 02.
 £5 frame only, BEFORE HARDENING, dated 30 Apr 02.
 £5 frame only, AFTER HARDENING, dated 1 May 02.
 £10 frame only, BEFORE HARDENING, dated 8 May 02.
 £20 frame only, BEFORE HARDENING, dated 12 May 02 (Fig. 13.4).

There were die proofs made for each denomination in the three states of BEFORE HARDENING, AFTER HARDENING, AFTER STRIKING, and additional ones for AFTER STRIKING for the additional plates of the ½d and 1d (and perhaps BEFORE STRIKING for these additional plates too). The list above is therefore not complete, as it just records the ones that have been noted.

De La Rue also usually kept file copies of the issued stamps, stuck into a file book. These were part of the De La Rue reference collection, but their present whereabouts are not known. They also kept file copies of the issued stamps handstamped SPECIMEN, these have been noted, and are covered in Chapter 19 with the other specimen stamps.

Ink Recipe Books Pages from the Ink Recipe Book for all the denominations have survived and have been recorded.

Correspondence Books

These items were the stamp designs that De La Rue prepared. There were also a number of colour proposals involved in the form of Appendix sheets, especially with the intent to change the colours and move to doubly fugitive ink in 1906 and 1907. Not all of the designs and colour proposals may have survived. Whatever is known about the material is noted.



Fig. 13.3 Die proof of large size stamp with uncleared surrounds and value tablets, and partially uncleared NATAL, AFTER HARDENING state.




Fig. 13.4 Die proof of £20 frame only, BEFORE HARDENING state.

20 May 1901

This Appendix sheet from the De La Rue Collection was really a forerunner to the Edwardian issues, but directly attributable to the need for new stamps, and the problem of the time involved to agree new designs and colours. Four denominations, which were not part of the previous Victorian issue, were deemed to be in urgent demand, namely the 1½d, 5d, 2s and 2s 6d. As an interim measure a plan was considered, but not implemented, to print the Victorian 6d in a olive brown and then overprint it for the 1½d, and also in an orange brown and then overprint it for the 5d. Similarly to print the large size 5s in yellow and overprint it for the 2s, and also in mauve overprinted for the 2s 6d. The Appendix sheet with these four imperforated overprinted stamps was dated 20 May 1901, and tentatively approved a day later (manuscript dated 21 May 1901 and initialled in red). This was first sold in the Robson Lowe auction of 1976,¹ and then again in the Cavendish Bill Hart auction in 1993.² It is not clear whether a duplicate copy of the Appendix sheet was made, but the Bill Hart Collection also featured separate loose copies of both of the higher values,³ but the catalogue description implies that they had not been stuck onto an Appendix sheet.

30 May 1901

Manuscript dated design proposals, one for the ½d and 1d marked A, one for the other denominations up to 1s, marked B, and one for all denominations above 1s, marked C. These design proposals were accepted, but proposal B was used for denominations up to 4s, and then C for all values above 4s. These come in two sizes. None of these have been personally seen, but photocopies and catalogue illustrations show the smaller size, a sunken card, to be about 60 mm wide and about 80 mm high.

Design B appeared in the Bill Hart Collection auction,⁴ and is described as: '1901 2d black, pink and white stamp size essay in sunken frame dated "May 30 1901" and lettered "B"; being the original drawing formed by pasting a picture of the King's Head on card and painting in the remainder'. A black and white photocopy of design A has also been seen, but the colours are not known. A copy of design C has not been seen, but presumably it too still exists.

Photographic essays of the designs are also known from photocopies, mounted on cards about 90 mm wide and about 115 mm high. Copies of design B and design C have been seen, but presumably one also still exists for design A.

10 March 1902

Three Appendix sheets marked A, B and C. Appendix A was for 13 small size 2d stamps with the proposed colours for the ½d to 4s denominations, and seven of the large size £1 10s stamps with the proposed colours for the 5s to £20 denominations. The Appendix was also marked 'Natal Indent No. 2180'. Appendix B was similarly marked, and was a similar Appendix, but for the colours of the denominations as originally requested by the Colony. It was also dated 11.3.2 and initialled (the purpose of this is unknown). Appendix C was also marked for Indent No. 2180 and dated 11.3.2 and initialled, and was for 12 small size 2d stamps and nine large size £1 10s stamps, showing alternative colours for the Colony to select from if they wished to. All three Appendices were part of the De La Rue reference collection. These three Appendix sheets were all offered intact by Robson Lowe in the 1976 auction,⁵ but only Appendix C sold, and is still intact today. Appendix A has been cut up,

1 Robson Lowe auction catalogue, *Africa in Switzerland*, Basle 26–27 September 1976, lot 370.

2 Cavendish Philatelic Auctions catalogue, *The 'Bill Hart' Natal & Boer War Collections*, 25–26 June 1993, lot 246.

3 Cavendish Philatelic Auctions catalogue, *The 'Bill Hart' Natal & Boer War Collections*, 25–26 June 1993, lot 247.

4 Cavendish Philatelic Auctions catalogue, *The 'Bill Hart' Natal & Boer War Collections*, 25–26 June 1993, lot 265.

parts appearing in auction in Johannesburg in 1991.⁶ Appendix B is reported to be intact and in the Killie Campbell Museum in Durban.

28 June 1906

A further three Appendix sheets marked A, B and C prepared in connection with the possible colour change relating to the question of the use of doubly fugitive inks. Appendix A was for 13 small size 1½d stamps with the proposed colours for the ½d to 4s denominations (Colour Plate 3). Appendix B was for seven of the large size 5s stamps with the proposed colours for the 5s to £20 denominations, marked 'Approved 24.6.07' and initialled. Appendix C was for five of the 1½d and four of the 5s stamps in alternative colour proposals for the Colony to consider. All three Appendices were part of the De La Rue reference collection. In February 1907 the Natal authorities asked for another set of these Appendix sheets, which were provided by De La Rue, so two copies of each did exist. Both copies of Appendix C have been seen.

27 February 1907

An Appendix (with no other designation, other than that it was related to Natal Requisition No. 89/05), was for seven large size 5s stamps with the present colour scheme for the 5s to £20 noted, printed with the King's Head vignette in doubly fugitive ink and the frame in singly fugitive ink. This was sold intact by Robson Lowe in 1979.⁷ Hopefully it is still intact.

The Printing Requisitions

The Natal Government tended to enter periodic requisitions, and also had a standing half yearly delivery for the ½d and 1d denominations of postage stamps. The term Indent was often used by the Colony for their printing orders, but the Crown Agents and De La Rue used the term Requisition, so for consistency, the term Requisition has been adopted throughout this section. Many requisitions were for stamps and also other postal items (like postal stationery), but only the dual purpose postage and revenue stamps on any requisition are mentioned in this section. Consequently, the same requisition may be referred to in another chapter, for the relevant items to that particular chapter. The Colony had a system of numbering their requisitions (or indents) that went to the Crown Agents, however, the Crown Agents used their own numbering system when placing the requisition with De La Rue. This is the one used here, showing a number and the year, as in the first one below, number 37 of the year 1901 shown as 37/01.

Requisition No. 37/01 was dated 30 April 1901 and was for the following numbers of stamps:

1½d	720,000	2s	240,000
5d	720,000	2s 6d	120,000
6d	1,200,000	5s	120,000
1s	1,200,000		

The stamps were only printed somewhat later, after the new plates with the effigy of King Edward VII were prepared.

⁵ Robson Lowe auction catalogue, *Africa in Switzerland*, Basle 26–27 September 1976, lots 375, 376, and 377.

⁶ Stephen Welz & Co in association with Sotheby's auction catalogue, *Postage Stamps and Postal History of the World*, Johannesburg 27 March 1991, lots 407 and 408.

⁷ Robson Lowe auction catalogue, *British Africa*, London 13 November 1979, part of lot 410.

Requisition No. 44/02 was dated 25 April 1902, and was for the following numbers of stamps:

3d	720,000	10s	12,000
----	---------	-----	--------

Early delivery was requested for both denominations.

Requisition No. 72/02 was dated 29 July 1902, and was for the following numbers of stamps:

½d	3,600,000	2d	2,400,000
1d	7,200,000	1s	2,400,000

The 1s denomination was a later addition on the same date.

Requisition No. 72/02 (addition) was dated 20 August 1902, and was for the following number of stamps:

3d	1,440,000	10s	12,000
6d	1,440,000	£1	6,000
2s 6d	60,000		

Requisition No. 108/02 was dated 3 October 1902, and was for the following number of stamps:

3d	1,440,000	10s	120,000
6d	1,440,000	£1	60,000

Requisition No. 128/02 was dated 19 November 1902, and was for the following numbers of stamps:

2½d	600,000	£5	15,000
4d	120,000	£10	6,000
4s	48,000	£20	6,000
£1 10s	24,000		

Since these were the only printings of the £5, £10 and £20, it is worth noting exactly how many were invoiced by De La Rue. For the £5 it was 15,300 stamps, for the £10 it was 6,120 stamps, and for the £20 it was exactly 6,000 stamps.

Requisition No. 78/03 was dated 24 August 1903, and was for the following numbers of stamps:

2s	360,000	4s	360,000
----	---------	----	---------

These were marked as urgently required.

Requisition No. 106/03 was dated 8 December 1903, and was for the following numbers of stamps:

½d	4,800,000	1s	1,440,000
4d	480,000	5s	60,000
2sd	240,000	£1 10s	30,000

The whole requisition was marked as urgent, but the ½d denomination was marked as especially urgent.

Requisition No. 52/04 was dated 16 June 1904, and was for 360,000 of the 2s denomination stamps.

Requisition No. 88/05 was dated 24 September 1905, and was for the following numbers of stamps:

5s	60,000	£1	30,000
----	--------	----	--------

Requisition No. 88/07 was dated 24 December 1907, and was for the following numbers of stamps:

2d	720,000	2s 6d	120,000
4d	240,000	£1 10s	30,000
5d	240,000		

Requisition No. 96/08 was dated 21 December 1908, and was for the following numbers of stamps:

2d	360,000	5d	360,000
4d	360,000		

De La Rue tended to produce a few more sheets than were actually ordered, and then ship and invoice the full printing, so the number printed was usually a little above that on the requisition. The exact number printed and shipped is available in the De La Rue Private Day Books, but this has not been recorded here.

A note to De La Rue of 29 December stated 'Colours are to remain the same as before, unless they appear to be likely to be confused with any of the remaining stamps of the series'. This was the first printing of dual purpose postage and revenue stamps since the introduction of specific postage and specific revenue stamps earlier in 1908,⁸ and the Natal authorities were uncertain whether these may be confused with any of the new stamps. De La Rue replied on 31 December 1908 that no colour conflict existed, so the colours of these denominations would remain unchanged.

Requisition No. 96/09 was dated 21 December 1909, and was for 3,600,000 of the ½d denomination stamps.

On 14 October 1902 the Agent General requested De La Rue to supply a framed set of the Natal postage and revenue stamps. De La Rue quoted a price of 15s 6d for 'frame in oak, with small gold flat, and passe-partout mount'. This framed set was only delivered on 26 February 1903. It is not known for whom this set was intended, or whether it has survived.

Half Yearly Supplies of the ½d and 1d fell outside the periodic requisition system, and were, at least in the De La Rue records, just referred to as the Half Yearly Supply, with no specific reference to a requisition. The quantities of these denominations invoiced by De La Rue (as per the Private Day Books) are listed in Table 13.1

A final printing of 3,083,760 of the ½d stamps was invoiced 3 June 1910, after the formation of the Union of South Africa on 31 May 1910. No 1d stamps were included in this printing

The numbers exclude all 1d stamps required for the stamp booklets, as these were ordered separately.

The Stamps

In summary, the stamps were issued during the second half of 1902, and the first half of 1903, with the higher values being the ones issued in 1903. The small (postage) size up to the 4s denomination, were printed in sheets of 240 stamps (4 panes of 60 stamps, in 10 rows

⁸ See Chapter 14 for specific postage stamps, and Chapter 18 for specific revenue stamps.

of 6 per pane), while the larger (receipt) size stamps above the 4s denomination were printed in sheets of 60 (one pane of 5 rows of 12 stamps). The perforation of all the stamps was 14. The 4s value is known imperforate between horizontal pairs, and imperforate between the stamp and the margins (Fig. 13.5).

These stamps were printed on paper with three different watermarks. They were initially the Crown CA watermark on the values to 4s, and the Crown CC watermark on the values above 4s. Subsequently all stamps printed from 1904 used paper watermarked Multiple Crown CA. The Crown CA watermark is known inverted on the 5d value. The only value printed on chalk surfaced paper was the 1908 issue of the £1 10s.

The colours finally selected for the stamps were:

½d	blue-green
1d	carmine
1½d	green and black
2d	red and olive-green
2½d	bright blue
3d	purple and grey
4d	carmine and cinnamon
5d	black and orange
6d	green and brown-purple
1s	carmine and pale blue
2s	green and bright violet
2s 6d	purple
4s	deep rose and maize
5s	dull blue and rose
10s	deep rose and chocolate
£1	black and bright blue
£1 10s	green and violet
£1 10s	brown-orange and deep purple (1908)
£5	mauve and black
£10	green and orange
£20	red and green

Several printings of each were made, resulting in shades of each duty. The 1d, being the most frequently used, required three different plates, the ½d required two different plates, while all the others required only a single plate. The stamps from the second plate of the ½d value were printed in April 1910. Stamps from the second plate of the 1d value were issued soon after those of the first plate, as this plate cracked, and had to be replaced. The stamps

Denom-ination	Date	Quantity
½d	31 Dec 1902 (part)	1,440,000
1d	31 Dec 1902 (part)	4,320,000
½d	14 Jan 1903 (rest)	399,360
1d	14 Jan 1903 (rest)	5,450,400
½d	15 Jul 1903	1,835,040
1d	15 Jul 1903	9,735,360
5½d	30 Dec 1903	1,814,400
1d	30 Dec 1903	9,818,880
½d	5 Jul 1904	3,063,840
1d	5 Jul 1904	9,737,520
½d	29 Dec 1904	3,092,880
1d	29 Dec 1904	9,852,000
½d	29 Jun 1905	3,101,280
1d	29 Jun 1905	9,860,640
½d	22 Dec 1905	3,065,520
1d	22 Dec 1905	6,158,400
½d	5 Jul 1906	3,077,520
1d	5 Jul 1906	6,133,200
1d	19 Dec 1906 (part)	3,840,000
½d	31 Dec 1906	3,095,840
1d	31 Dec 1906 (rest)	2,270,640
1d	29 May 1907 (part)	3,840,000
½d	14 Jun 1907	3,089,760
1d	14 Jun 1907 (rest)	2,278,080
½d	16 Dec 1907	3,028,800
1d	16 Dec 1907	6,111,600
½d	3 Jun 1908 (part)	2,880,000
1d	3 Jun 1908 (part)	1,440,000
½d	17 Jun 1908 (rest)	202,320
1d	17 Jun 1908 (rest)	4,705,680
½d	9 Jan 1909	3,095,520
1d	9 Jan 1909 (part)	1,320,000
1d	14 Jan 1909 (rest)	4,813,440
1d	5 Jun 1909 (part)	2,160,000
½d	18 Jun 1909	3,082,560
1d	18 Jun 1909 (rest)	3,928,320
½d	22 Dec 1909	3,082,080
1d	22 Dec 1909	6,118,560

Table 13.1 Invoiced Half Yearly Supply Quantities.

from the second plate were printed in September 1902, and the third plate in September 1907.

As per the requisitions, several printings were made of most denominations (this assumes that a separate printing was made for each half yearly supply of the ½d and 1d denominations):

½d	16 printings, using 2 different plates
1d	15 printings, using 3 different plates
1½d	2 printings, using 1 plate
2d	3 printings, using 1 plate
2½d	1 printing, using 1 plate
3d	3 printings, using 1 plate
4d	4 printings, using 1 plate
5d	3 printings, using 1 plate
6d	4 printings, using 1 plate
1s	4 printings, using 1 plate
2s	4 printings, using 1 plate
2s 6d	3 printings, using 1 plate
4s	2 printings, using 1 plate
5s	4 printings, using 1 plate
10s	3 printings, using 1 plate
£1	3 printings, using 1 plate
£1 10s	3 printings, using 1 plate (the last of which was the colour change)
£5	1 printing, using 1 plate
£10	1 printing, using 1 plate
£20	1 printing, using 1 plate

Some denominations had only one printing, and in the case of the £10 and £20, they were very small printings of 6,120 stamps of the £10, and 6,000 stamps of the £20, making these rare stamps. Their main use was obviously for payment of stamp duty, but even that usage is rare. There were a small number of complete sets of ½d to £20 stamps prepared for presentation (the number of sets is not known), which were all postmarked at Pietermaritzburg at 9.30 a.m. on 15 May 1903. One such set is in the South African Postal Museum in Pretoria, and was presented to the Transvaal Postal Administration by the Postmaster General of Natal. Presumably the Cape and Orange River Colony postal administrations also received similar sets.

Forgeries

Rather crude forgeries of the £5, £10 and £20 are known. The copies seen are postally 'used', so were presumably intended to defraud collectors rather than the Natal Treasury. These were possibly made by Jafarali, a stamp dealer in Bombay, who used an apparently identical crude high value Natal stamp as his business logo.



Fig. 13.5 The 4s denomination imperforate between horizontal pair and the right hand margin.

14

Postage Stamps

Preamble

The Natal Government moved from the dual purpose postage and revenue stamps to separate postage and separate revenue stamps for all the higher denominations in 1908. This was to better track the revenue generated from stamp duty and that generated from payment for postage.

Development

There was not much development involved, as the same design was kept for the stamps, just replacing the word REVENUE with that of POSTAGE, so that the stamps now read POSTAGE-POSTAGE instead of POSTAGE-REVENUE (Fig. 14.1). There was also the question of singly fugitive and doubly fugitive inks involved, but that did not impact the appearance of the stamps. Colours, however, were changed.

Extracts from a De La Rue letter of 8 April 1908 explain:

In order to produce the required stamps it will be necessary to prepare a new border die of the postage size with the word 'Postage' repeated where 'Revenue' now appears; a new border die of the receipt size with the word 'Postage' repeated where 'Revenue' now appears at a cost of £15 each.

From these dies it will be necessary to produce four duty plates, 6d, 1s, 2s and 2s 6d at a cost of £20 each, 240-set, and three plates receipt size, 60-set, for 5s, 10s and 20s, at £15 each.

We will put the work in hand at once and complete the whole of the plates within three months.

The seven denominations that were to be printed are mentioned in the De La Rue letter. It is not clear exactly why those particular denominations were chosen, but it would be expected that the ones chosen would be the dual purpose postage and revenue ones most frequently used for stamp duty. However, the 1d was by far the most frequently used for stamp duty (to pay the duty on receipts and cheques), and it was not included. Either the amount of revenue so collected was considered too small to be concerned about, or the stock of the dual purpose 1d stamps was still large, or perhaps a satisfactory way of sharing the revenue generated had been found.

The colours were suggested to be those proposed for the new Universal Stamp colour scheme. The Universal Colonial stamp colour scheme was something that was being worked

on by De La Rue and the Crown Agents for the Colonies. On 26 November 1908, De La Rue wrote to the Crown Agents enclosing 'the further colour scheme you asked for on the telephone on Tuesday last, which we understand you require for Natal'. This referred to the Universal Stamp colour scheme, for which Appendix sheets had originally been sent to the Crown Agents a year earlier, on 23 November 1907.

In the end only four of the denominations actually ended up using the Universal Stamp colour scheme for their designated denomination. These were the 6d, 1s, 2s 6d and the 10s. The 2s exchanged the green frame of the scheme for a blue one. The remaining two denominations used colours from the scheme, but not the colours designated for their specific denomination. The 5s used that of the £1, and the £1 that for the 8s. It is not clear why these deviations occurred.



Fig. 14.1 Die proof of Postage–Postage border for 5s stamp.

Material from the De La Rue Records

As described in the previous chapter on the dual purpose postage and revenue stamps, there are three main categories of material. That from the Striking and Work Books, which were De La Rue's internal work records. That from the file records, which were the various die proofs in their various states. That from the Correspondence Books, which were the proposals sent to the Colony for selection and approval. The Correspondence Book material was often prepared in duplicate, one copy being retained, while the other was sent to the Natal Agent General.

Striking and Work Books The Striking Book items were single copies of die proofs stuck into the Book, with the work instructions written alongside, often dated, sometimes with both the date the job was placed into the work programme, and the date it was completed. Once the job had been completed the die proof usually had a line ruled across it, designating that the job was now done, and had been written up in the Private Day Book. These are among the more scarce items, as there was only one copy in existence for each plate made. They are usually cut down, to not take too much space on the Striking Book page.

The listing of items that were prepared is noted. The die proofs have not been seen, so the information has been taken from a 1976 Robson Lowe auction catalogue, so is not complete in all details. These items do not seem to have appeared in auction again, and their current whereabouts are unknown.

The cut down die proofs for all the values were in Lot 374 in this Robson Lowe catalogue. They were described as:

1908–09 'POSTAGE-POSTAGE' 6d to £1, the set of seven values with similar proofs of frames only affixed to piece and dated between 'June 19' and 'July 6', marked '240 leads and 2 extra each' (low values)', 60 leads and 2 extra each' (high values), endorsed with red ink line (crossing five values) with date 'Aug 4 08'

The low values referred to are those below 5s, and the high values are the larger size 5s and above. Since the same head plate was used as for the dual purpose postage and revenue stamps, there was no need to make any new head plates.

Similar cut down die proofs to those shown for the postage stamps of the Cape of Good Hope must have also been included in the Work Book, but none of these have been traced. These were the ones believed

to have been approved by De La Rue before proceeding with the hardening process. They were initialled and dated, then cut down and stuck into the Work Books. These Cape items are reported to be survivors from a Work Book that was partially destroyed in the fire of 29 December 1940. If this is correct, then the similar Natal die proofs that presumably also existed, may well have been destroyed.



Fig. 14.2 Die proof of the 1908 Postage–Postage 2s 6d frame.

File Records These were die proofs normally on the standard De La Rue glazed card (92 mm wide and 60 mm high). They usually showed the state of the die (BEFORE HARDENING, AFTER HARDENING, or AFTER STRIKING), and the date the proof was made. The die state, as well as the date, were usually hand stamped in black, or occasionally in blue. These were sometimes initialled, and some had some other information noted in manuscript as well. The number of proofs taken in each state and on each date seems to vary, but in all cases only a few were made.

Proofs of each die used for making up the plate would have been pulled in all the three states. The die proofs noted so far are:

For the smaller postage size:

Small size frame with uncleared surrounds, centre and value tablets, BEFORE HARDENING, dated 8 May 08.

6d frame only, BEFORE HARDENING, dated 16 Jun 08.

1s frame only, BEFORE HARDENING, dated 16 Jun 08.

2s frame only, BEFORE HARDENING, dated 16 Jun 08.

2s 6d frame only, BEFORE HARDENING, dated 16 Jun 08 (Fig. 14.2).

For the larger receipt size:

Large size frame with uncleared surrounds, centre and value tablets, BEFORE HARDENING, dated 7 May 1908, with 'Original Die Plate' in manuscript

5s frame only, BEFORE HARDENING, dated 30 Jun 08.

10s frame only, BEFORE HARDENING, dated 30 Jun 08.

£1 frame only, BEFORE HARDENING, dated 30 Jun 08 (Fig. 14.3).

There were die proofs made for each denomination in the three states of BEFORE HARDENING, AFTER HARDENING, and AFTER STRIKING. The list above is therefore not complete, as it just records the ones that have been noted.

De La Rue also usually kept file copies of the issued stamps, stuck into a file book. These were part of the De La Rue reference collection, but their present whereabouts

are not known. They also kept file copies of the issued stamps handstamped SPECIMEN, these have been noted, and are covered in Chapter 19 with the other specimen stamps.

Ink Recipe Books A page with the 5s and £1 recipes has been seen. They do not have the coloured De La Rue label stuck alongside, and are not recipes as such, but a reference to other recipes for the particular colour. Presumably similar pages still exist for the other values.




Fig. 14.3 Die proof of the 1908 Postage-Postage £1 frame.

Correspondence Books These items were the stamp designs that De La Rue prepared. There were also a number of colour proposals involved in the form of Appendix sheets. As this was a minor modification in wording on the existing design, no new designs were prepared. Neither were any new Appendix sheets for colour selection prepared, the Colony going along (more or less) with the Universal Stamp proposal colour scheme, as was described under the Development section earlier in the chapter.

The Printing Requisitions

There were not many requisitions, as after the Union of South Africa was formed on 31 May 1910, no further Natal stamps were printed.

Requisition No. 43/08 was dated 4 May 1908, well before the plates were ready and the colours decided upon. It was for the following numbers of stamps:

2s	120,000	£1	15,000
5s	30,000		

Requisition No. 91/08 was dated 18 December 1908, and was for the following numbers of stamps:

6d	720,000	5s	30,000
1s	960,000	10s	30,000
2s	120,000	£1	30,000
2s 6d	120,000		

Requisition No. 96/09 was dated 21 December 1909, and was for the following number of stamps:

2s 6d	120,000	10s	15,000
-------	---------	-----	--------

Although the Natal stamps remained valid for use in the Union of South Africa, no more printings of Natal stamps were undertaken.

The Stamps

In summary, the stamps were issued late in 1908, and early 1909. The small (postage) size up to the 2s 6d denomination, were printed in sheets of 240 stamps (4 panes of 60 stamps, in 10 rows of 6 per pane), while the larger (receipt) size stamps above the 2s 6d denomination were printed in sheets of 60 (one pane of 5 rows of 12 stamps). The perforation of all the stamps was 14.

These stamps were printed on paper watermarked Multiple Crown CA. The colours finally selected for the stamps were:

6d	dull and bright purple	5s	green and red/yellow
1s	black/green	10s	green and red/green
2s	purple and bright blue/blue	£1	purple and black/red
2s 6d	black and red/blue		

Only one or two printings of each were made, so no real shade differences resulted. Therefore only a single plate was required for each. The number of printings made of each denomination was:

6d	1 printing	5s	2 printings
1s	1 printing	10s	2 printings
2s	2 printings	£1	2 printings
2s 6d	2 printings		

The relatively small numbers printed make these stamps somewhat less common than the dual purpose postage and revenue stamps.

15

Postage Stamp Booklets

Preamble

Natal was the third of the South African colonies to have stamp booklets printed and issued. The Cape Colony and the Transvaal, having already gone through the process, had effectively established the format and pricing involved. This included not going to the expense of having a special plate made for the booklets, but printing the stamps on the usual plate. This required that half the booklets would have to be stapled at the left, and the other half at the right, to enable the pane margins to be used for the staples: the six stamps in each row would be split, with left hand side three going to a left stapled booklet, and the right hand side three going to a right stapled booklet.

Early Correspondence

The Natal Postmaster General, prompted by seeing that a booklet was available in the Transvaal, considered a similar measure for Natal. He wrote to his counterpart in the Transvaal on 4 August 1905 asking for a specimen of the stamp book referred to in the Transvaal Post Office Circular No. 63, and also the cost of these books. The response was sent on 15 August 1905. On 19 August 1905, Natal asked the Transvaal whether demand for booklets warranted their introduction. The response on 26 August confirmed that the Transvaal felt it had been warranted, and on 29 August 1905 the instruction was given by the Postmaster General of Natal to 'prepare a specimen applicable to Natal'. The Natal authorities then asked the Transvaal who had printed the booklets for them, and were advised that they were 'obtained by the Crown Agents from Messrs De La Rue'.

Development

The first plan (a handwritten note on 9 September 1905) was to have the Natal Stamp Commissioner obtain 1,000 books, this was changed in a letter from the Postmaster General to the Commissioner of Stamps to 5,000 books on 11 September 1905. There had, in the interim, been some debate in Natal about the costs, as De La Rue obviously charged a higher price for printing on the inside of the covers. The Postmaster General finally advised the Commissioner of Stamps on 10 November that printing would be on both inside and outside of the stamp booklet covers.

The Natal Government Indent for the 5,000 booklets was sent to the Natal Agent General in London on 22 November 1905, for the Agent General to send on the Crown Agents, who in turn created their own requisition for the booklets to send on to De La Rue. The indent sent to the Agent General included a 'specimen' cover, which consisted of two typed pieces of paper cut to a size of 16.5 cm long and 13.5 cm high, with on each side the wording required for the outside and inside of the booklet cover (the carbon copies of these are in the files of the Natal archives).¹

Relatively little about the development of the Natal booklets appears in the De La Rue records. The first reference in the De La Rue Correspondence Book is 30 December 1905, when the Crown Agents entered a requisition for 5,000 Natal stamp booklets. On 3 January 1906 De La Rue responded saying:

Requisition returned herewith for 5,000 books of 30 1d Postage and Revenue Stamps. We beg to enclose a proof of the cover prepared in accordance with the instructions received from the Colony.

The total cost of the order will be about £16. Delivery to your Inspector in eight weeks from the date of receiving your final instructions

There is a note in the Correspondence Book 'Taken 11.11.75' and initialled. (So the proof that had been retained by De La Rue was taken from the Correspondence Book pending the sale of archival material through Robson Lowe in 1976.²) On 5 January 1906 the Crown Agents returned their copy of the proof of the cover, which they advised was 'correct with the exception of correction noted in red ink.' De La Rue wrote alongside this 'Noted'. This corrected proof copy has not been seen, so it is not known what the correction was.

No further mention is made of this booklet issue in the De La Rue Correspondence Books. So, presumably, they were printed and issued without any further design changes.

Back in Natal, the Commissioner of Stamps distributed the supply of booklets, and later wrote to the Postmaster General on 14 August 1906 advising that his stock was exhausted. The Postmaster General decided to have the stock in each of the Post Offices checked before ordering any more. Of the 29 Post Offices offering booklets, two had sold none, sixteen had 'poor' sales, and the rest had 'fair' sales. It was decided that one of the reasons for the generally poor sales had been lack of public awareness, but also that the booklet sold for an unusual amount of money, 2s 7d. It was therefore proposed to sell 29 stamps per book for 2s 6d, rather than 30 stamps for 2s 7d. Since much of the original stock had not yet been sold, there was no urgency.

Accordingly a further requisition was entered on 7 March 1907 for 20,000 stamp booklets, 'each to contain 29 1d stamps'. De La Rue noted that the books were to contain 29 1d stamps, and sell for 2s 6d. The letter from De La Rue on 9 March 1907 continued:

It will be impossible to produce the required 1d Books without having a new plate, and the most economical way will be to make it 120-set, at a cost of £42 10s. We assume that the blank space will be filled in with a cross, as in the English stamps.

As the 120-set sheets would contain one stamp less, the price of the stamps printed from this plate would be augmented accordingly.

1 Natal Government correspondence file *NT 181 Stamps 11/1905*, National Archives of South Africa, Natal Depot, Pietermaritzburg.

2 Robson Lowe auction catalogue, *Africa in Switzerland*, 26–27 October 1976, part of lot 386.

De La Rue went on to detail the amount of the augmented cost, and explained that their charge for altering the cover of the booklet to show the new selling price of 2s 6d would be 12s. The total cost for the new plate and alteration of the covers would be about £156.

The Crown Agents responded on 11 March, asking De La Rue to quote a price for removing one stamp from each of the stamp booklets to save the cost of a new plate. On 12 March 1907 De La Rue responded that the cost would be 4s extra per 1,000 booklets. However, De La Rue also had an alternative suggestion:

The better plan in our opinion would be to obliterate the stamp by overprinting as shown below. The necessary overprint plate would cost £1 and our charges would be 3s extra per 1,000 books for the order in question

The overprint ‘shown below’ was NOT FOR USE on a specimen booklet page (Fig. 15.1). This was marked in the Correspondence Book as ‘Taken for DLR Collection 14/7/68’ and initialled, it too was auctioned by Robson Lowe in 1976.³ The De La Rue reference collection in fact had an exploded specimen booklet, with the front cover handstamped SPECIMEN, and five booklet pages, also handstamped SPECIMEN, one of which has the NOT FOR USE obliteration on the top left corner stamp (Fig. 15.1). On 19 March 1907, the Crown Agents confirmed that De La Rue should go ahead with the changing of the cover to reflect the new selling price, and to produce the NOT FOR USE overprint plate at the total cost of £1 12s.



Fig. 15.1 Specimen page showing NOT FOR USE obliteration.

It is not clear whether it was appropriate to go to the expense of changing the booklets from the original printing of the previous year on the perception that the public would prefer a 2s 6d booklet. In fact, someone in Natal too must have questioned it, as on 23 April 1907, the Crown Agents advised that they had a note from the Natal Agent General the previous day, stating that the Agent General had received a cable from the Colony asking that the stamp books be made as previously supplied. De La Rue replied on 24 April 1907 saying that the order was practically complete, so it was too late to revert to the original booklet configuration.

Material from the De La Records

Striking and Work Books The Striking Book items were single copies of die proofs stuck into the Book, with the work instructions written alongside, often dated, sometimes with both the date the job was placed into the work programme, and the date it was completed. Once the job had been completed the die proof usually had a red line ruled across it, designating that the job was now done, and had been written up in the Private Day Book. These are among the more scarce items, as there was only one copy in existence for each plate made. They are usually cut down, to not take too much space on the Striking Book page.

The only item for the Natal booklets is the NOT FOR USE overprint (Fig. 15.2), endorsed in manuscript ‘March 26 42 leads’ in black, and ‘May 3rd 1907’ in red. The work order being

³ Robson Lowe auction catalogue, *Africa in Switzerland*, 26–27 October 1976, also part of lot 386.

given on 26 March 1907, and completed and transferred to the Private Day Books for invoicing on 3 May 1907. It required 42 leads to be struck. The plate was 40-set, and the extra two were in case one may be damaged in making up the plate. This item too was sold on the Robson Lowe sale in 1976.⁴

Since the normal sheets of 1d stamps were being used to make up the booklets, they would be 240-set (four panes of 60 each). Since the overprint plate was to be used for the page with the obliterated stamp, and half would be stapled at the left and half at the right, the overprint plate had to obliterate the first and the twelfth stamp on every second row (one stamp in six), hence the need for a 40-set (four panes of 10).

Correspondence Books There were two items, one was the proof of the original cover design of 3 January 1906. There is no proof believed to have been made of the cover with the adjustment of the selling price for the second issue.

The other was the exploded specimen booklet of 12 March 1907, with the front cover handstamped SPECIMEN, and five booklet pages, also handstamped SPECIMEN, one of which has the NOT FOR USE obliteration on the top left corner stamp (Fig. 15.1).

The Printing Requisitions

The Colony of Natal had a set of requisition numbers used by them to request the work from the Crown Agents, and the Crown Agents then used their own type of requisition numbers to designate the work order sent to De La Rue. The numbers used here are those of the Crown Agents.

Requisition No. 117/05, dated 30 December 1905 was for 5,000 booklets of 30 1d stamps. De La Rue produced and shipped 5,170 booklets to Natal. These were marked at a selling price of 2s 7d.

Requisition No. 14/07, dated 14 March 1907 was for 20,000 booklets of 29 stamps of 1d denomination and one overprinted NOT FOR USE. The requisition included the request for the alteration of the selling price on the front cover to 2s 6d, and a 'temporary overprint plate to obliterate stamp' in 40-set. De La Rue produced and shipped 20,580 booklets to Natal.

A further supply was contemplated in 1909. On 25 October 1909 the Postmaster General wrote to the Commissioner of Stamps stating that 'before a further supply of these books of stamps is ordered, I shall be obliged if I may be given an opportunity to revise the Postal information printed on the covers which is now out of date in some respects'.⁵ The supply of booklets was running out, but the formation of the Union of South Africa was imminent, so none were actually ordered.

There were still some booklets in stock in 1913. A card dated 29 June 1913 has been recorded with a booklet stamp and the attached stamp obliterated NOT FOR USE. The message on the card includes a reference to the fact that the booklet had just been bought at

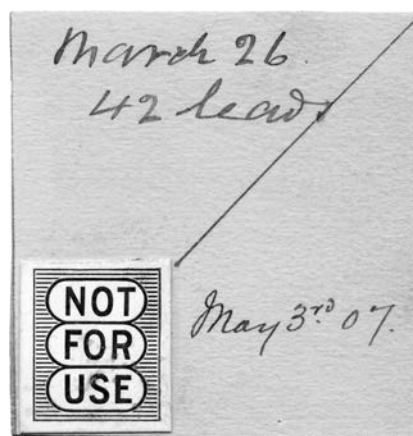


Fig. 15.2 Striking Book die proof of NOT FOR USE overprint.

⁴ Robson Lowe auction catalogue, *Africa in Switzerland*, 26–27 October 1976, part of lot 385.

⁵ Natal Government correspondence file *NT 181 Stamps 11/1905*, National Archives of South Africa, Natal Depot, Pietermaritzburg.



Fig. 15.3 Front cover of the first issue.




Fig. 15.4 Front cover of the second issue.

the post office, where they were now selling at face value (that is 2s 5d) rather than the indicated price of 2s 6d. Presumably stocks were being cleared ahead of the issue of the new South African stamps and booklets later in 1913.

The Booklets

In summary, the first issue of the Natal booklets consisted of 30 1d stamps, and were priced at 2s 7d, the extra 1d being to offset the cost of the booklet (Fig. 15.3). These were issued during the first half of 1906. Most of the post offices received their booklets for sale on 27 April 1906, but the outlying offices received theirs on 28 April 1906. The Point Post Office in Durban refers to sales of booklets from 26 March 1906 (either an early release, or more likely a typing error, with the date perhaps being 26 April 1906), while the main post office in Pietermaritzburg only offered the booklets for sale from 1 May 1906.⁶ The South African Colour Catalogue erroneously lists the issue date as 1905. There was only one printing of this first issue.

The second issue of the Natal booklets also consisted of 30 1d stamps, one of which was overprinted NOT FOR USE, and was accordingly priced at 2s 6d, the extra 1d again being to offset the cost of the booklet (Fig. 15.4). These were issued towards the end of 1907. The South African Colour Catalogue erroneously list the second booklet issue date as 1904. There was only one printing of the second issue.

The outside front cover was the only difference on either the inside or outside covers of the two issues. The outside cover was a deep red colour, with the wording and Crown over ER in black on the front. The inside of the front cover had the details of Inland Postage Rates. The inside of the back cover had Foreign Postage information (Fig. 15.5), while the outside had information on Postal Orders and Telegrams. Half the booklets were stapled at the left, and half stapled at the right.

The very small quantities printed make complete booklets very rare. Presently none are known for the first issue. Only one part booklet of this first issue is presently known. Complete booklets of the second issue are rare, but known, while even part booklets are very difficult to find. The NOT FOR USE stamp was usually discarded, as it had no value. However, it was occasionally left attached to the adjacent stamp, and ended up being 'used' (Fig. 15.6)

These booklets remained on sale after the formation of the Union of South Africa. It would appear that in order to sell them off before the issue of the new Union stamps on 1 September 1913, these booklets were sold at 2s 5d, which was the value of the usable

⁶ Natal Government correspondence file *NT 181 Stamps 11/1905*, National Archives of South Africa, Natal Depot, Pietermaritzburg.

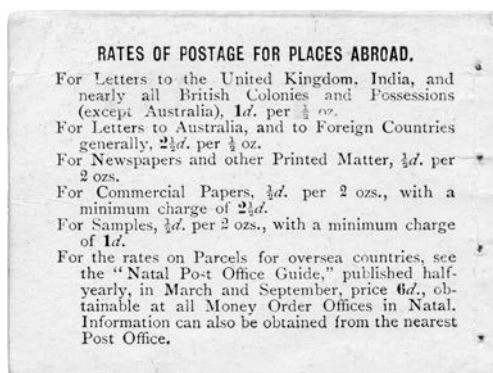


Fig. 15.5 Inside front and back covers showing postal information.

stamps contained in the booklet. This is confirmed by a postcard sent on 29 Jun 1913, where the sender explains that the NOT FOR USE stamp along with the attached 1*d* stamp came from the last booklet he was able to procure, and that he had paid 2*s* 5*d* for the purchase of the booklet. The postmark on the card is that of Durban.



Fig. 15.6 Cover showing a 1*d* booklet stamp along with a stamp overprinted NOT FOR USE.

16

Postage Stamp Usage

Preamble

Apart from the one intended usage to prepay for postage in Natal, the postage stamps were sometimes adapted for special uses. These were being needle punctured for official railway use, being overprinted OFFICIAL for use by Government Departments, and both hand-stamped and overprinted for Customs Duty use. All the earlier stamp issues were also intended for the dual purpose of both postage and also for revenue use.

Prepayment of Postage

This was one of the primary purposes of the early Edwardian postage and revenue stamp issue, and it was the primary purpose of the postage-postage stamp issue.

The postage rates of the time were similar to those in the other South African Colonies. Destinations were charged in three general categories, the first being Southern Africa (including Mozambique), the second being the United Kingdom and other British Possessions, and the third being Australia and Foreign Countries. It is interesting to note that New Zealand was specifically included in the British Possessions rates, while Australia was specifically excluded. The rates applied for mail posted on board the mail steamers was the same as that for the regular mails. The rates that applied are shown in Table 16.1.

Parcel rate categories were divided a little differently. These rates are shown in Table 16.2

A **receipt** could be obtained from the Post Office for any parcel sent on payment of a fee of 2d. 'A stamp or stamps of the value of 2d will be affixed to the receipt, and cancelled by the officer granting it'.¹

The **Registration Fee** was 4d. An acknowledgement of delivery of a registered mail item sent anywhere in Natal, or any UPU member country could be obtained by paying an additional fee. This required payment at the time of registration of a fee of 2½d. Items marked as registered and dropped in the regular mailbox were charged at 8d (double the registration rate). Valuable items enclosed in mail for inland (Southern African) destinations which were not registered, like coins, ostrich feathers, or jewellery, were treated as registered items on which the fee had not been paid, so the double fee of 8d was charged.

¹ *The Natal Almanac, Directory, and Yearly Register, 1902*, Pietermaritzburg: P Davis & Sons, 1902, p. 150.

Mail Type	Southern Africa	UK and British Possessions, excluding Australia	Australia and Foreign Countries
Letters	1d per ½ oz	1d per ½ oz	2½d per ½ oz
Postcards, Single	½d each	1d each	1d each
Postcards, Reply paid	1d each	2d each	2d each
Newspapers	½d per 4 oz	½d per 2 oz	½d per 2 oz
Books and Commercial Papers	½d per 2 oz	½d per 2 oz, minimum 2½d for commercial papers	½d per 2 oz, minimum 2½d for commercial papers
Sample Packets	Natal ½d per 2 oz, other countries 1d for first 4 oz, ½d for each additional 2 oz	½d per 2 oz, minimum 1d	½d per 2 oz, minimum 1d

Table 16.1 Postage Rates.

For destinations within Southern Africa, except Rhodesia and the Bechuanaland Protectorate	Natal 2d for every 4oz, other countries 4d for first 8 oz, and 2d for each additional 4 oz
For Rhodesia and the Bechuanaland Protectorate	1s 6d per lb and 1s per lb respectively
For the United Kingdom	9d per lb.
For British Possessions and Foreign Countries	Various

Table 16.2 Parcel Postage Rates.

A **Late Fee** was payable on mail handed in at the post offices after the time fixed for the closing of the mail. This late fee was paid using additional postage stamps affixed to the late mail (Fig. 16.1). The late fee rate for letters was 1d if the mail was posted less than 15 minutes after the mail closing time.



Fig. 16.1 Cover showing payment of Late Fee of 1d.




Fig. 16.2 Postcard to London posted on a Sunday with 2 1d stamps, 1d for postage, and 1d for the Sunday Fee.

A **Sunday Fee** for overseas mail applied for Durban and Pietermaritzburg² also existed. This was to allow for overseas mail to catch the Union Castle mail steamer departing each Wednesday from Cape Town. It essentially meant that mail posted in either of these two cities on a Sunday could (for a fee of 1d) catch the next sailing for England. There was no special postal marking, and such postings can only be identified by the payment of an additional 1d postage over the required rate, and the fact that the date of posting was a Sunday (Fig. 16.2).

Unpaid or insufficiently prepaid mail would be charged at double the deficiency, so that any unstamped mail would end up costing double the normal rate. The Natal did not have any postage due stamps, so the amount would have been collected in cash.

Natal had no **Express Delivery** service, but some other countries did. Mail to one of these countries could be express delivered in that country by prepaying the express delivery fee of 5d in addition to the postage. This was done by writing word 'Express' on the address side of the envelope, and the fee prepaid by means of stamps affixed by the sender to the cover or label of the parcel.

Natal also offered a **Train Letter** service. In 1902 this only applied to mail addressed to destinations within Natal, but by 1907 had been expanded to include 'the Transvaal and the district of Lourenco Marques'³ (Portuguese East Africa), and stated that 'letters for places outside Natal must have an additional 1d stamp affixed to them'. The Train Letter regulations are rather interesting. Those for 1902 were:⁴

² De Jager, Okkie. 'The Sunday Fee for overseas mail from Durban and Pietermaritzburg', *The South African Philatelist*, June 2001, pp. 70–72.

³ *The Natal Almanac, Directory, and Yearly Register, 1907*, Pietermaritzburg: P Davis & Sons, 1907, p. 109.

⁴ *The Natal Almanac, Directory, and Yearly Register, 1902*, Pietermaritzburg: P Davis & Sons, 1902, pp. 145–146.

- 1 Letters having postage stamps affixed to them of the value of the postage payable under the General Regulations of the Post Office may be accepted at any Natal Railway Station for conveyance by the next available train to the place of their destination, or to the railway station nearest thereto, or situated most conveniently for the transfer of the letters to the ordinary postal channel.
- 2 No such letter may contain any article not allowed to be sent by the inland letter post; nor any watch, coin, jewellery, precious stones, gold dust, gold nuggets, or other thing which, if sent by the post unregistered, would be liable for registration by the Postal Department.
- 3 Every such letter shall be handed to an officer of the Railway Department at a booking office or other place appointed by the General Manager of Railways and situated on railway premises.
- 4 The Railway Department shall be deemed to be acting on behalf of the Postmaster General, and shall in no way be liable for the loss of any letter or for any delay it may sustain.
- 5 The letters shall be conveyed from station to station along the line of railway in 'Stamped Letter Envelopes', which will be supplied to the Railway Department by the Postal Department for the purpose.
- 6 Railway officers accepting post letters for conveyance by train will see that they are sufficiently stamped, and must refuse any letter tended to them and not so stamped.
- 7 The postage stamps affixed to letters for conveyance by train will be defaced by the stationmaster or other officer accepting the letters. Where stamping apparatus is supplied it must be employed for the purpose of defacing the stamps, but in the absence of such apparatus, defacement will be produced by means of pen and black ink, three bars being drawn across each stamp.

This helped the rural community that may not have had a post office anywhere near their place of abode, but either had nearby, or had cause to visit regularly, a railway station.

The general **postal regulations** allowed for letters up to a maximum size of 24 inches in length, 12 inches in width, and 12 inches in depth. Quite a size for a letter! There does not seem to be a maximum weight for letters. Newspapers and books had the same maximum dimensions, and could not exceed 7 lbs weight. None of the dimension and weight restrictions applied to mail sent to or from Government Offices. Parcels could be a maximum of 3 feet 6 inches in length, and the combined length and girth could not exceed 6 feet. The maximum parcel weight was 11 lbs. Government Offices were not exempt from the size and weight restrictions of parcels, and were obliged to pay the full postage rate as well.

Needle Punctured for Railway Use

Some Natal stamps were also needle punctured for railway use. These are covered in Chapter 33, which views Edwardian stamps of all four colonies that were used for railway service.

Overprinted for Other Use

The stamps overprinted OFFICIAL are covered in Chapter 17. The postage stamps of Natal were also pressed into revenue service. Various denominations were handstamped or overprinted for Customs Duty, these are covered in Chapter 34.

17

Official Stamps

Preamble

The postage and revenue stamps overprinted OFFICIAL enjoyed a short but turbulent life. They came on stage as a solution to a problem, which they did not solve, and then they refused to depart the scene quietly.

Natal, like the other South African colonies, had a system of free official mail for senior government officials. By 1903 the number of people being afforded this privilege had grown beyond the point where the post office authorities could effectively operate the system. For example, there was extensive correspondence between various government departments in October 1903 regarding extending the privilege, not just to the Conservator of Forests, but to his 20 Forest Officers as well. The Minister of Agriculture and the Colonial Secretary were both involved in the debate as to how many letters or telegrams these people would need to send on public service.

This case, along with others like it, led, in November 1903, to the forming of a committee, consisting of the Commissioner of Stamps, Auditor General, Postmaster General and the Principal Under Secretary, to resolve the issue. The committee's proposals that, amongst other things, stamps should be overprinted for Official use. On 23 March 1904, the committee's proposals were presented to the Government Ministers, who accepted them with the proviso that 'as regards the use of the "Official" stamp, there is to be one stamp value to cover all postage'. This was changed back to the original proposal of having six values overprinted sometime between 23 March and 21 May 1904, when a requisition was issued for the overprinting of stamps with the word OFFICIAL.

Overprint Development

The development of the overprint starts with the work of the committee referred to above. On a page marked 'A' in their report lodged in the South African Archives, Pietermaritzburg Depot, is a ½d postage and revenue stamp with the word OFFICIAL printed by hand in black ink across the centre. The text on this page marked 'A', referring to the multitude of individuals granted free postage privileges for official correspondence, is also worth repeating in part:

We are of the opinion that the only satisfactory way of meeting this case without unduly increasing the work of book keeping is to issue to each Government department postage stamps with the word 'OFFICIAL' across the face of each

stamp. Stamps of the current issue of the face value of ½d, 1d, 2d, 3d, 6d and 1s each should be printed for this purpose and supplied to the Postmaster General. Departments requiring stamps would requisition the Postmaster General who, on receiving the necessary form bearing the signature of the Head of Department, would forward them by registered post.

Under this system the franking of letters would be almost abolished and there would then be no further need for the seeking of authority to allow officers to frank letters, as each Head of Department would, in his discretion, send a small supply of official postage labels to those of his subordinates who he considered required them.

The requisition from the Commissioner of Stamps to the Natal Agent General in London 21 May 1904 shows a rough sketch of the outline of a stamp with the word OFFICIAL printed by hand across the centre.¹

De La Rue, on receiving the requisition via the Crown Agents, responded on 17 June 1904:

On Appendix hereto we hand you a specimen of an ½d stamp overprinted with the word 'Official'. We think that the word is better at the top of the stamp, as it does not interfere with it so much as when printed at the bottom. In the requisition the word is shown across the centre of the stamp, but we do not send you a specimen of this, as it has always been held that the King's head should not be defaced by an overprint.

The overprint on the Appendix was approved on 1 July 1904. The confirmation stated:

We return specimen stamp overprinted 'Official' which we approve both as to type and position of overprint. A copy should be supplied for convenience of reference.

On 4 July De La Rue sent the requested copy, but it is not clear whether it was stamped as a specimen, or if it was mounted on a card. It may have just been an example of the overprinted stamp, and so, is not identifiable as this particular copy.

Material from the De La Rue Records

Much material was preserved in the De La Rue Records, with practically all the Natal (and indeed the other Colonial material) surviving the bombing and resultant devastating fire that destroyed the De La Rue Works and headquarters in London on the night of 29 December 1940. With the material now dispersed, it is worth attempting to record what is still believed to be in existence.

There are three main categories of material. That from the Striking and Work Books, which were De La Rue's internal work records. That from the file records, which were the various die proofs in their various states. That from the Correspondence Books, which were the proposals sent to the Colony for selection and approval. The Correspondence Book material was often prepared in duplicate, one copy being retained, while the other was sent to the Natal Agent General.

Striking and Work Books The Striking Book items were single copies of die proofs stuck into the Book, with the work instructions written alongside, often dated, sometimes with both the date the job was placed into the work programme, and the date it was completed (usually in red). Once the job had been completed the die proof usually had a red line ruled across it, designating that the job was now done, and had been written up in

¹ This too is in the South African Archives, Pietermaritzburg Depot.

the Private Day Book. These are among the more scarce items, as there was only one copy in existence for each plate made. They are usually cut down, to not take too much space on the Striking Book page.

The only item that was prepared is the die proof of the word OFFICIAL. This has not been seen, so the information has been taken from a 1976 Robson Lowe auction catalogue. This item does not seem to have appeared in auction again, and current whereabouts are unknown.

The lot is described as ‘1904 cut down die proof of the word “OFFICIAL” with manuscript “NATAL” above affixed to piece marked “July 16 240 leads”, endorsed with red line (which crosses the proof) and dated “Sep 12 04”’.

File Records These were die proofs normally on the standard De La Rue glazed card (92 mm wide and 60 mm high). They usually showed the state of the die (BEFORE HARDENING, AFTER HARDENING, or AFTER STRIKING), and the date the proof was made. The die state, as well as the date, were usually hand stamped in black, or occasionally in blue. These were sometimes initialled, and some had some other information noted in manuscript as well. The number of proofs taken in each state and on each date seems to vary, but in all cases only a few were made

Proofs of each die used for making up the plate would have been pulled in all the three states. So at least three different die proofs would have been made for the overprint plate. The only die proof on the standard De La Rue card noted so far is one with OFFICIAL in the centre, and ‘Natal’ in manuscript (black ink) in the bottom left hand corner. No date on the card.

De La Rue also usually kept file copies of the issued stamps, stuck into a file book. These were part of the De La Rue reference collection, but their present whereabouts are not known. They also kept file copies of the issued stamps handstamped SPECIMEN in violet with Samuel² type D15 rubber handstamp. These have been noted, and were also part of the same Robson Lowe auction.³ The set of six are affixed to two strips, each of three stamps, the page having been cut up in this manner by Robson Lowe prior to the auction.

Correspondence Books This item was the overprint design shown as an example on a ½d stamp, and was submitted as an Appendix sheet. At the top right in manuscript it had ‘17th June 1904 Natal Reqn. 52/04’ and the word ‘Appendix’ across the top in the centre. The overprinted stamp was placed in the centre of the page, and below it was written in manuscript ‘Approved’ and initialled and dated 1/7. This Appendix sheet (or the remains of this Appendix sheet) was also offered in the same Robson Lowe auction,⁴ and described ‘½d as issued on piece marked “Approved 1/7” (1904)’. Sadly, Robson Lowe had seen fit to cut the centre containing the lone stamp out of the Appendix sheet.

The Printing Requisitions

The Natal Government tended to enter periodic requisitions. The term Indent was often used by the Colony for their printing orders, but the Crown Agents and De La Rue used the term Requisition, so for consistency, the term Requisition has been adopted. The Colony had a system of numbering their requisitions (or indents) that went to the Crown Agents, however, the Crown Agents used their own numbering system when placing the requisition with De La Rue, and this is the one used here.

² Samuel, Marcus. *Specimen Stamps of the Crown Colonies 1857–1948*, London: The Royal Philatelic Society, 1976.

³ Robson Lowe auction catalogue. *Africa in Switzerland*, Basle 26–27 September 1976, part of lot 392.

⁴ Robson Lowe auction catalogue. *Africa in Switzerland*, Basle 26–27 September 1976, also part of lot 392.

Requisition No. 52/04 was dated 16 June 1904 and was for the following numbers of stamps:

½d	720,000	3d	240,000
1d	4,800,000	6d	480,000
2d	720,000	1s	240,000

Requisition No. 88/05 was dated 23 September 1905 and was for 240,000 stamps of the ½d denomination.

The Stamps

In summary, the overprinted stamps in the six denominations of ½d, 1d, 2d, 3d, 6d and 1s were issued during the second half of 1904. The stamps were overprinted in sheets of 240 stamps (4 panes of 60 stamps, in 10 rows of 6 per pane). The perforation of all the stamps was 14. All stamps were printed on paper watermarked Multiple Crown CA. As per the requisitions, only a single overprinting was made of all but the ½d denomination, which had two overprintings.

The stamps were withdrawn from general use by the various Government Departments in March 1906, but are reported to have continued in use by the Natal Government Railways until 31 May 1907, presumably to use up the existing stock.

Forgeries

A crude forgery of the 1s denomination has been recorded (Fig. 17.1).

Official Usage

Official mail and the appropriate regulations were always complex in colonial times, and those for Natal were no exception. Some of the background leading to the introduction of the Official stamps covered in the early part of this chapter also throws some light on Official mail usage. As a follow-on from the deliberations of the committee referred to in the Preamble, a letter from the Postmaster General, C. Maxwell Hibberd, to the Surveyor General of 30 November 1904 clearly outlines the problem with the new Official mail regulations, including the introduction of Official stamps. The full text of this letter follows:

I have the honour to forward to you, for your information, the following recommendations of a Committee which was appointed by the Government to consider the question of reducing the list of persons authorised to frank official correspondence.

These recommendations have been approved by the Government, a supply of postage labels of the value of ½d. 1d. 2d. 3d. 6d. and 1/- has been obtained and can be had on application to the Chief Accountant, General Post Office, Pietermaritzburg. It will be observed that Heads of Departments may still frank official letters, but subordinates must either use an *Official* postage stamp to cover the amount of postage, or else obtain the frank of the Chief Office Stamp or the Head of Department in which they are working.

The present system of franking official correspondence and telegrams is, that the Postal Department is from time to time instructed that certain officers and



Fig. 17.1 Crude forgery of 1s denomination, along with a genuine 2d.

others are entitled, either to send correspondence free, or to send and receive free. The list is a very long one, including, besides Heads of Departments, a number of subordinate officers and some private persons. It is a manifest impossibility that the officers of the Postal Department should be able to keep any effective check on the franking, because the franking list is so large as to make it impracticable.

The Committee is unanimously of the opinion that the present system is cumbrous and unsafe, and recommends that the authority to frank letters should be strictly confined to the Governor and his Staff, Ministers, Judges, the President and Clerk of the Legislative Council, the Speaker and Clerk of the Legislative Assembly, and Heads of Civil and Military Departments.

As regards the Departments generally, the Committee advises the continuance of the present system of hand stamps bearing the designation of the Department or officer. As far as possible each Department should have only one stamp.

The necessity of franking is very materially reduced when it is considered that all Heads of Departments are entitled to receive their correspondence free, and therefore an officer at an outlying station, who has the occasion to address the Head of his Department, has no need to use a frank at all, provided that the letter has been marked 'O.H.M.S.'

A subordinate officer travelling on duty may very well take with him, to be used in case of necessity, a supply of franked envelopes; similarly officers at outlying stations may, at the discretion of the Head of Department, be supplied from time to time with franked envelopes.

To meet cases not provided for in the above suggestions the Committee is of the opinion that postage stamps marked 'Official' might be introduced and supplied by the Postmaster General upon the requisition of the Head of the Department concerned, or upon the authority of the Colonial Secretary, who is the Ministerial Head of the Postal Department.

The Committee has at this moment before it an application for the Members and Secretary of the Crown Lands Advisory Committee to be authorised to frank letters 'On Service'.

This case would be met by the issue to the Secretary of a supply of official postage stamps, to be used on letters addressed to others than those authorised to receive them free.

The Committee is of the opinion that all official franks would be upon envelopes printed 'O.H.M.S.', and that the issue of plain paper and envelopes should be discontinued for ordinary official use.

The new arrangements will come into force on 1st January 1905

Rather a long, but very illuminating, letter on the workings of official mail in the Colony.

The Postmaster General formally announced the new regulations in Government Circular No. 50 of 28 December 1904, titled 'Amended Regulations with Regard to the Franking of Official Mail'. It advised that the new regulations would come into effect on 1 January 1905, and gave a detailed list of who would still be entitled to the free franking privileges, and explained the use of free mail for regimental orders for the Natal Militia. It then went on to say:

A supply of postage labels, which take the form of ordinary postage stamps bearing upon their face the designation 'OFFICIAL', has, where necessary, been sent to the various Heads of Departments for distribution amongst their subordinate officers. These labels should be obliterated in the usual manner by the date stamp impression of the office of posting.

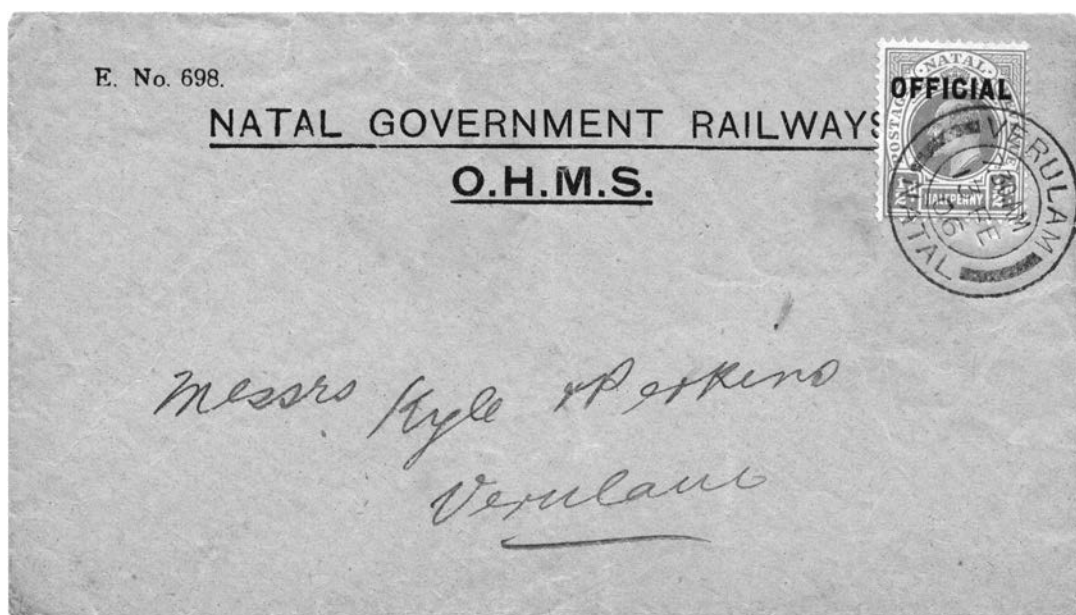


Fig. 17.2 Officially used overprinted stamp on a Natal Government Railways cover.

After explaining the denominations involved, it concluded with:

Letters addressed to persons not included in the list of officers entitled to receive correspondence free of charge must be fully prepaid, otherwise they should be taxed in the ordinary manner.

The actual introduction of the new regulations was in fact delayed until 15 January 'in order that everything necessary may be done for the arrangement to be put into proper working order.' Presumably this would be to get the Official stamps distributed to all departments.

The regulations changed again, as advised by Government Circular No. 43 of 13 March 1906. This was signed by C. Bird, the Principal Under Secretary, and was addressed to 'All Heads of Departments', and in part read:

I have to inform you that, as the supply of 'Official' postage stamps is to be discontinued, the instruction as to the discontinuance of using franked envelopes is withdrawn as regards officers absent from Headquarters who have occasion to address official correspondence to persons not entitled to receive such free. Those officers should therefore take with them, when travelling on public duty, a few envelopes bearing the Office franking stamp for use as the occasion requires.

It does not explicitly state that the Official stamps are withdrawn from that date, but only says they shall be discontinued. This had all been brought about by the abuses covered in the Epilogue below. They did continue in use beyond that date by the Natal Government Railways, reportedly as late as 31 May 1907, presumably to use up the existing stock.

Epilogue

That was not the end of the story of the stamps overprinted OFFICIAL. Government Circular No. 152/04 from the Principal Under Secretary issued at the end of 1904 concludes:

As regards official stamps, special arrangements will be necessary for their safe custody, and Heads of Departments will be responsible that these stamps are only issued to authorised persons.

Therefore it would, in theory, not be possible for collectors to acquire unused copies of these overprinted stamps. Nevertheless, unused stamps overprinted OFFICIAL did leak out, and are available today. This was cause for a very considerable amount of correspondence between the Government, the Agent General for Natal in London, the police, and H. L. Ewen of Ewen's Colonial Stamp Market Limited of London. The Postmaster General of Natal, and various other senior government officials, confirmed that no stamps overprinted OFFICIAL had ever been sold, so any unused ones on the market had to have been stolen. The authorities traced the various offerings of these unused stamps to a variety of different sources.

The Agent General in London, at the request of the Natal Postmaster General, inserted an advertisement 'in the principal journals circulating among stamp dealers and collectors' in Britain in October 1907, as follows:

It having come to the knowledge of the Natal Government that certain unused Natal postage stamps, overprinted 'Official', have been offered for sale, notice is hereby given that such stamps have been stolen and dealers and others are warned against dealing in stamps of this description.

Finally, after a year of activity, on 13 December 1907 the Natal Government decided to put the matter to rest. A letter from the Under Treasurer to the Natal Agent General in London states that on the instructions of the Treasurer, he is to thank the Agent General for his efforts regarding the stolen stamps, and goes on to say:

The Criminal Investigation Officer has reported that he has reason to believe that in many cases Government Officials have substituted ordinary postage stamps for the official stamps and disposed of the latter to some dealers, the principal buyer being a man named Roberts who is in England, and has his agent in Durban at the present time. It would seem that the Government in these cases has not been a monetary loser, but that the officials asking the exchange of stamps, have benefited to the extent of the higher price obtainable for the official stamps.

These official stamps were issued to all subordinate officers in charge of minor branches of the various Government Departments, and leakages in many places was quite possible and probable. The chances of detection are therefore very slight. The whole trouble, of course, is due to the system of issuing official stamps and now that the issue has been withdrawn and the public warned that any unused stamps in the possession of private individuals must be stolen, the Treasurer does not think that any good object could be obtained in pursuing investigations further.

It has not been found possible to bring home to any individual officer locally a charge of dealing in misappropriated stamps and the only action which appears to be possible at the present time is for the Government to set its face against all issues of official stamps or labels in the future.

So closes the saga of the Natal stamps overprinted OFFICIAL. The problem caused by not having them available for sale to the public, resulted in their eventual withdrawal and the failure of the system set up by the Natal authorities to limit the list of individuals with free franking privileges.

It may also be a case of collectors having to owe at least some small debt to the opportunists amongst the Natal Government's subordinate officials for supplying unused stamps to the market.

18

Revenue Stamps

Preamble

The Natal Government moved from the dual purpose postage and revenue stamps to separate postage and separate revenue stamps for all the higher denominations in 1908. This was to better track the revenue generated from stamp duty, and that generated from payment for postage.

Development

There was not much development involved, as the same design was kept for the stamps, just replacing the word POSTAGE with that of REVENUE, so that the stamps now read REVENUE-REVENUE instead of POSTAGE-REVENUE (Fig. 18.1). There was also the question of singly fugitive and doubly fugitive inks involved, but that did not impact the appearance of the stamps. Colours, however, were changed.

Extracts from a De La Rue letter of 8 April 1908 explain:

In order to produce the required stamps it will be necessary to prepare a new border die of the receipt size with the word 'Revenue' repeated where 'Postage' now appears at a cost of £15.

From this die it will be necessary to produce eleven Receipt size, plates for Revenue stamps from 6d to £20, 60-set, at £15 each = £165.

We will put the work in hand at once and complete the whole of the plates within three months.

It is not clear exactly why no denominations lower than 6d were required. The 1d was by far the most frequently used for stamp duty (to pay the duty on receipts and cheques), and it was not included. Either the amount of revenue collected was considered too small to be concerned about, or the stock of the dual purpose 1d stamps was still large, or perhaps some satisfactory system of dividing the revenues on 1d stamps had been established.

There had been a request from Natal to use doubly fugitive ink for the centre vignette. De La Rue had suggested in a note to the Crown Agents on 27 February 1907 that 'where the head is small, it would be much better, in the revenue size, to print the heads in singly fugitive and the borders in doubly fugitive ink'.

It was decided to adopt a colour scheme previously agreed for the colour change high values of 1908 from 5s to £20 (of which only the £1 10s had actually been printed and

issued) for these values of the new revenue-only stamps.¹ Also, as noted in the communication from the Crown Agents to De La Rue on 17 June 1908, the new 6d to 2s 6d revenue-only stamps would have the same colours as the new postage-only stamps of the same denomination, but would be printed in the larger receipt size, which meant that De La Rue's suggestion to have the frame rather than the smaller head in doubly fugitive ink was ignored, as only a limited number of colours of doubly fugitive ink were available.

On 22 December 1908 the Crown Agents wrote to De La Rue saying that the 10s revenue stamp was, using the colours adopted from Appendix B dated 28 June 1906, too similar in colour to the 6d (now the same colour as the new postage stamp), and should therefore be printed on yellow paper. The change of paper colour providing a new 'colour' 10s issue. A further change was requested in this letter, it was 'that in accordance with the recommendation contained in your memo of 27 Feb 1907 the borders should be in doubly fugitive colour. This will involve a reversal of the colours of the centre and borders of the 6d, 1s, 2s and 2s 6d stamps'. So, new colours were to be issued. Since no further 2s denomination revenue stamps were ever ordered, it was only the 6d, 1s and 2s 6d that appeared in the reversed colours.

Material from the De La Rue Records

Much material was preserved in the De La Rue Records, with practically all the Natal (and indeed the other Colonial material) surviving the bombing and resultant devastating fire that destroyed the De La Rue Works and headquarters in London on the night of 29 December 1940. With the material now dispersed, it is worth attempting to record what is still believed to be in existence.

There are three main categories of material. That from the Striking and Work Books, which were De La Rue's internal work records. That from the file records, which were the various die proofs in their various states. That from the Correspondence Books, which were the proposals sent to the Colony for selection and approval. The Correspondence Book material was often prepared in duplicate, one copy being retained, while the other was sent to the Natal Agent General.

Striking and Work Books The Striking Book items were single copies of die proofs stuck into the Book, with the work instructions written alongside, often dated, sometimes with both the date the job was placed into the work programme, and the date it was completed. Once the job had been completed the die proof usually had a line ruled across it, designating that the job was now done, and had been written up in the Private Day Book. These are among the more scarce items, as there was only one copy in existence



Fig. 18.1 Die proof of REVENUE-REVENUE border for £10 stamp.

¹ See Chapter 13 section on Colour Change.

for each plate made. They are usually cut down, to not take too much space on the Striking Book page.

The listing of items that were prepared is noted. The die proofs have not been seen, so the information has been taken from a 1976 Robson Lowe auction catalogue, so is not complete in all details. These items do not seem to have appeared in auction again, and their current whereabouts are unknown.

The cut down die proofs for all the values were in two lots in this Robson Lowe catalogue. The £20 in lot 374, and is on a piece with the large size POSTAGE-POSTAGE 5s, 10s and £1 cut down die proofs. Above the £20 frame is the date 'June 29' and the four items were to each have 60 leads and two extra struck.

All the rest of the die proofs from the Striking Book were in lot 412. They were described as: '1908 cut down die proofs of the 6d, 1/-, 2/-, 2/6, 5/-, 10/-, £1, £1.10, £5 and £10 frames only and in large design, dated between May 26 and June 29 marked "60 leads extra and 2 each", endorsed in red ink (six proofs affected) and dated "Aug 4 08".'

Since the same head plate was used as for the dual purpose postage and revenue stamps, there was no need to make any new head plates.

Similar cut down die proofs to those shown for the postage stamps of the Cape of Good Hope must have also been included in the Work Book, but none of these have been traced. These were the ones believed to have been approved by De La Rue before proceeding with the hardening process. They were initialled and dated, then cut down and stuck into the Work Books. These Cape items are reported to be survivors from a Work Book that was partially destroyed in the fire of 29 December 1940. If this is correct, then the similar Natal die proofs that presumably also existed, may well have been destroyed.

File Records These were die proofs normally on the standard De La Rue glazed card (92 mm wide and 60 mm high). They usually showed the state of the die (BEFORE HARDENING, AFTER HARDENING, or AFTER STRIKING), and the date the proof was made. The die state, as well as the date, were usually hand stamped in black, or occasionally in blue. These were sometimes initialled, and some had some other information noted in manuscript as well. The number of proofs taken in each state and on each date seems to vary, but in all cases only a few were made.




Fig. 18.2 Die proof of the 1908 REVENUE-REVENUE £5 frame.

Proofs of each die used for making up the plate would have been pulled in all the three states, but to date only two have been noted. The die proofs noted so far are:

- £5 frame only, BEFORE HARDENING, dated 23 Jun 08 (Fig. 18.2).
- £10 frame only, BEFORE HARDENING, dated 23 Jun 08 (Fig. 18.1).

There were die proofs made for each denomination in the three states of BEFORE HARDENING, AFTER HARDENING, and AFTER STRIKING. The list above is therefore far from complete, as it just records the ones that have been noted.

De La Rue also usually kept file copies of the issued stamps, stuck into a file book. These were part of the De La Rue reference collection, but their present whereabouts are not known. They also kept file copies of the issued stamps handstamped SPECIMEN, these have been noted, and are covered in Chapter 19.

Ink Recipe Books Ink Recipe Book pages have been seen for all values. These do not have the De La Rue coloured label stuck alongside as was usual, and are not recipes as such, but refer to other recipes for the particular colour.

Correspondence Books These items were the stamp designs that De La Rue prepared. There were also a number of colour proposals involved in the form of Appendix sheets. As this was a minor modification in wording on the existing design, no new designs were prepared. Neither were any new Appendix sheets for colour selection prepared, the Colony going along (more or less) with previously selected colour schemes for the change of colour of the higher value (5s and above) dual purpose postage and revenue stamps, and initially using the same colours as those used for the new postage-only stamps, but now in the large receipt size for the revenue-only stamps.

The Printing Requisitions

There were not many requisitions, as after the Union of South Africa was formed on 31 May 1910, no further Natal stamps were printed.

Requisition No. 43/08 was dated 4 May 1908, before the plates were ready and the colours decided upon. It was for the following numbers of stamps:

6d	240,000	£1	30,000
1s	480,000	£1 10	15,000
2s	240,000	£5	15,000
2s 6d	120,000	£10	6,000
5s	45,000	£20	6,000
10s	15,000		

Values to the £1 were needed urgently, and the question was asked whether the plates for these could be prepared ahead of schedule.

Requisition No. 91/08 was dated 18 December 1908, and was for the following numbers of stamps:

6d	300,000	10s	30,000
1s	240,000	£1	30,000
2s 6d	60,000	£1 10s	15,000

The 10s value was now to be printed on yellow paper, so this was essentially a separate issue. Also the 6d, 1s and 2s 6d were now printed with their colours reversed, creating new issues too.

Requisition No. 96/09 was dated 21 December 1909, and was for the following number of stamps:

5s	30,000	10s	15,000
----	--------	-----	--------

Although the Natal stamps remained valid for use in the Union of South Africa, no more printings of Natal revenue stamps were undertaken.

The Stamps

In summary, the stamps were issued late in 1908, and 1909. The stamps were printed in sheets of 60 (one pane of 5 rows of 12 stamps). The perforation of all the stamps was 14.

These stamps were printed on paper watermarked Multiple Crown CA. The colours selected for the stamps were:

6d	dull and bright purple
6d	bright and dull purple (1909)
1s	sepia and black/green
1s	black and sepia/green (1909)
2s	purple and bright blue/blue
2s 6d	sepia and red/blue
2s 6d	red and sepia/blue (1909)
5s	carmine and purple
10s	dull and bright purple
10s	dull and bright purple/yellow (1909)
£1	bright blue and bright purple
£1 10s	brown-orange and deep purple
£5	black and dull green
£10	brown-orange and green
£20	deep purple and green

Only one or two printings of each were made, so no real shade differences resulted. Therefore only a single plate was required for each. The number of printings made of each denomination was:

6d	2 printings, 1 of each colour	£1	2 printings
1s	2 printings, 1 of each colour	£1 10s	2 printings
2s	1 printing	£5	1 printing
2s 6d	2 printings, 1 of each colour	£10	1 printing
5s	2 printings	£20	1 printing
10s	3 printings, 1 on white and 2 on yellow paper		

The relatively small numbers of the higher values printed make these stamps somewhat uncommon.

Embossed Cheque Stamps

The embossed revenue stamps were well established in Natal during the Victorian times, and, although they had been replaced by adhesive revenue stamps, the 1d embossed cheque stamp continued in use. On 30 April 1901 the Natal Government sent their Indent 2185 to the Crown Agents for two 1d cheque dies, saying:

The Impression of Her late Majesty will require to be substituted by that of His Majesty King Edward VII. In other respects the die to be the same.

On 3 May 1901 De La Rue responded with the familiar

It is impossible for us to give any date at present for delivery of the dies, as the medallion portrait of His Majesty the King, which is to be employed, is still under consideration.

Then on 16 August 1901 De La Rue advised that they would 'shortly be able to put in hand the two dies for embossing stamps.' They advised that the cost would be £7 for each die.

An orange die proof from the De La Rue records is known (Fig. 18.3). There is also an impression of one of these dies in black that is believed to have been done in about 1936 by the Government Printer in Pretoria, along with impressions of all other dies in their possession at the time.



Fig. 18.3 Die proof of the cheque stamp in orange from the De La Rue records.

Revenue Stamp Usage

Until recently, there has been little interest in the collection of revenue stamps. As a result, much potentially interesting material was discarded. What often tended to survive, were the higher value stamps, as these were usually used on things like title deeds and other documents that it was necessary to preserve for reasons other than the revenue stamp. Consequently, the low value stamps with the most common usage, are often the more difficult to find, as these were usually discarded when the document was no longer needed.

The revenue stamps were never officially authorised for postage use, although some may have been incorrectly used this way.

Payment of Fiscal Duties and Fees

This was one of the intended purposes of the Edwardian postage and revenue stamps, and obviously the purpose of the later revenue-only issues (as it was for the embossed cheque stamps). These stamps were used for a wide range of fees and duties. Many of these were graduated according to the size of financial transaction involved, type of license applied for, and numerous other yardsticks. Even a general overview of all of these is rather complex. So, this has been included in Appendix 2 at the end of the book as a summary of the main stamp duties and fees. In summarising these sometimes lengthy regulations, some clarity is lost, but it does provide a reference that covers most situations.

The basic Act in force in Natal during the Edwardian period was Act Number 43 of 1898, which was titled 'Act to Consolidate and Amend the Laws relating to Licenses and Stamps', and was the most recent significant consolidation and amendment to the stamp duties and fees in the Colony. Some small amendments were made up to and during the Edwardian period.

19

Specimen Stamps

Preamble

Natal joined the Universal Postal Union (UPU) in 1892. Two types of UPU specimen overprints were used on the Natal Edwardian stamps, Samuel¹ type D12 and D12a. However, three different local specimen handstamps, as well as two different De La Rue specimen handstamps have also been recorded (a third was used on the Official stamps). So, as far as variety of Edwardian specimen types recorded, Natal has the largest number of any of the South African Colonies.

Postage Stamp Specimens

This section includes the dual purpose postage and revenue stamps. Although many of the high values were essentially revenue stamps, the designation of postage and revenue on the stamps meant that they would be distributed to the postal authorities of the UPU member countries.

UPU Specimens De La Rue overprinted the UPU specimens. The Samuel type D12 and D12a overprints (Fig. 19.1) appeared on all the 1902–03 Edwardian issue denominations, that is from the ½d to the £20 values. The D12, which is the longer of the two overprints (between 14.5 and 15 mm) appears on all the small format postage size denominations (½d to 4s), while the shorter type D12a (13.5 to 14 mm) appears on the larger format receipt size denominations (5s to £20). There is little difference in appearance, but it is odd that they are firstly different, and secondly that the slightly longer overprint appears on the smaller stamp.

Obviously a separate overprint plate was made for each of the standard De La Rue stamp sizes, and the dimensions were not exactly matched. The D12a overprint was also used on the 1908 £1 10s colour change, and again the same two overprints (D12 and D12a) were used on the 1908–09 POSTAGE-POSTAGE issues (6d to £1).



Fig. 19.1 Examples of overprint type D12 on the small format stamps and D12a on the large format stamp.

¹ Samuel, Marcus. *Specimen Stamps of the Crown Colonies 1857–1948*, London: The Royal Philatelic Society, 1976.

Samuel² states that the D12 overprint was produced from a 60-set plate (6 × 10). There is a characteristic broken 'M' in SPECIMEN, the position of which is believed to be row 7 stamp 5. Theoretically all the denominations overprinted with type D12 will have this broken 'M' variety, so far the 3d, 6d and 4s POSTAGE-REVENUE stamps and the 2s POSTAGE-POSTAGE have been noted.

The 4d, 2½d and 4s POSTAGE-REVENUE and the 2s POSTAGE-POSTAGE have the type D12 overprint at the bottom of the stamp, the 2s 6d can be found with both top or bottom overprints, while all the other values have it at the top. Also, for the larger format stamps, the 5s and 10s POSTAGE-REVENUE have the overprint at the top, while all others have it at the bottom.

The UPU overprinted specimens were distributed to UPU members as they came available. The ½d, 1d, 1½d, 2d, 3d, 5d, 6d, 1s, 2s, 2s 6d, 5s and 10s were distributed on 21 June 1902, and the £1 distributed on 3 December 1902, and finally the 2½d, 4d, 4s, £1 10s, £5, £10 and £20 being distributed on 3 March 1903. The orange and purple £1 10s was distributed on 28 March 1908, and the 2s, 5s and £1 postage-only stamps were distributed on 14 September 1908. Finally the 6d, 1s and 2s 6d postage-only stamps were distributed on 10 March 1909.

The receiving authority would usually mount the UPU specimen stamps in a ledger, which was kept for reference. A page from the Madagascar Post Office ledger is illustrated (Colour Plate 4).

Other De La Rue Specimens These all came from the De La Rue Records. They were the Samuel types D5a and D9a, and are POSTAGE-REVENUE 4s and £1 (1902–03) and the 1908 £1 10s colour change (brown-orange and deep purple) handstamped type D9a in red rather than the usual black, and the 6d POSTAGE-POSTAGE (1908–09) handstamped type D5a in black. Only one of each is known.

The second issue of Natal booklets in 1907, had five pages of six 1d stamps, with one stamp obliterated by a NOT FOR USE overprint. The De La Rue records also contained an exploded booklet with each stamp of each page of six handstamped (obviously with the exception of the one obliterated NOT FOR USE), with type D9a SPECIMEN.

There is also a set of file copies of the stamps overprinted OFFICIAL and handstamped SPECIMEN in violet with Samuel³ type D15 rubber handstamp. These were sold at a Robson Lowe auction⁴. The set of six are affixed to two strips, each of three stamps, the page having been cut up in this manner by Robson Lowe prior to the auction.

Presentation Specimens Samuel⁵ states that a local handstamp type NA2 (Fig. 19.2):

... is found on a composite set comprising Crown CA watermarked values from 1½d to 5s and Multiple Crown CA from ½d to 2s 6d which were probably made for presentation in about 1904.

In the check list two pages later, Samuel gives conflicting information, listing 1902–03 (Crown CA watermark for the small format stamps and Crown CC for the large format stamps) for values ½d to £20, except the 2½d, and the 1904–08 Multiple Crown CA watermark values ½d, 1d, 4d, 2s and 2s 6d, all having the local handstamp type NA2. Presumably

2 Samuel, Marcus. *Specimen Stamps of the Crown Colonies 1857–1948*, London: The Royal Philatelic Society, 1976, p. 43.

3 Samuel, Marcus. *Specimen Stamps of the Crown Colonies 1857–1948*, London: The Royal Philatelic Society, 1976.

4 Robson Lowe auction catalogue, *Africa in Switzerland*, Basle 26–27 September 1976, part of lot 392.

5 Samuel, Marcus. *Specimen Stamps of the Crown Colonies 1857–1948*, London: The Royal Philatelic Society, 1976, p. 171.

the check list had been updated at a later time, but the text had not been adjusted accordingly.

Even the check list information is now out of date. Clearly it was not only one set that was made, as more have been noted, although it is not known how many may have been made, or to whom they were presented. Two additional stamps have also been recorded with the type NA2 handstamp. These are the 2½d denomination with the Crown CA watermark, and the 5s denomination (large format) of the POSTAGE-POSTAGE issue of 1908–09. It may possible that Samuel confused this later 5s POSTAGE-POSTAGE stamp with the earlier 1902–03 5s, and recorded it as such.

In the supplement to Samuel's book⁶ it is stated that the 1902–03 ½d to £1 is also known with the local Natal handstamp Samuel type NA1. The whereabouts of these are unknown at this time.

Samuel⁷ also refers to the set handstamped with type SA5 (Fig. 19.3). This consisted of the 1902–03 issue 1½d, 2½d and 3d (Crown CA watermark), the 1904–08 issue ½d, 1d, 2d, 4d, 5d (Multiple Crown CA), and the 1908–09 POSTAGE-POSTAGE issue 6d to £1. This set was presented to the Royal Empire Society in about 1910. As far as can be ascertained, only one set was made. Each of the other three South African Colonies also presented similar sets of both postage and revenue stamps to the Society.

Receiving Authority Specimens So far the Receiving Authority specimens noted are those of the Portuguese colonies which were handstamped 'Ultramar' in addition to the word SPECIMEN overprinted by De La Rue. These are known on all the initial values issued, from ½d to £20. Presumably they also exist for the later postage-only issues too. The other ones noted specifically are those of Madagascar, where the UPU specimens were stuck in a ledger (Colour Plate 4) with the red 'Postes et Telegraphes/Collection de Berne/Madagascar' cancellation.

Revenue Stamp Specimens

The only presently recorded specimen stamps of the Edwardian revenues are an incomplete set of De La Rue reference specimens, and the set presented to the Royal Empire Society. The De La Rue specimens consist of the values from 2s 6d to £20, handstamped SPECIMEN with Samuel⁸ type D5a. There is no record of specimens of the 6d, 1s and 2s values.

The complete set (with the four 1909 issues for the relevant values) presented to the Royal Empire Society were handstamped SPECIMEN, Samuel⁹ type SA5 (Fig. 19.4). They are



Fig. 19.2 Examples of both small and large format stamps with the NA2 handstamp.



Fig. 19.3 Examples of both small and large format stamps with the SA5 handstamp.

6 Bendon, James; Latto, Conrad & Samuel, Marcus. *Specimen Stamps of the Crown Colonies 1857–1948, A supplement to the Handbook published in 1976*, London: Royal Philatelic Society, 1983, p. 16.

7 Samuel, Marcus. *Specimen Stamps of the Crown Colonies 1857–1948*, London: The Royal Philatelic Society, 1976, p. 171.

8 Samuel, Marcus. *Specimen Stamps of the Crown Colonies 1857–1948*, London: The Royal Philatelic Society, 1976.




Fig. 19.4 Set of specimen stamps presented to the Royal Empire Society.

believed to have been presented in 1910, at the time of the Royal Empire Society visit to South Africa. As far as can be ascertained, only one set was made. This was done for each of the four South African Colonies, with both a set of revenue and of postage stamps being presented.

9 Samuel, Marcus. *Specimen Stamps of the Crown Colonies 1857–1948*, London: The Royal Philatelic Society, 1976.