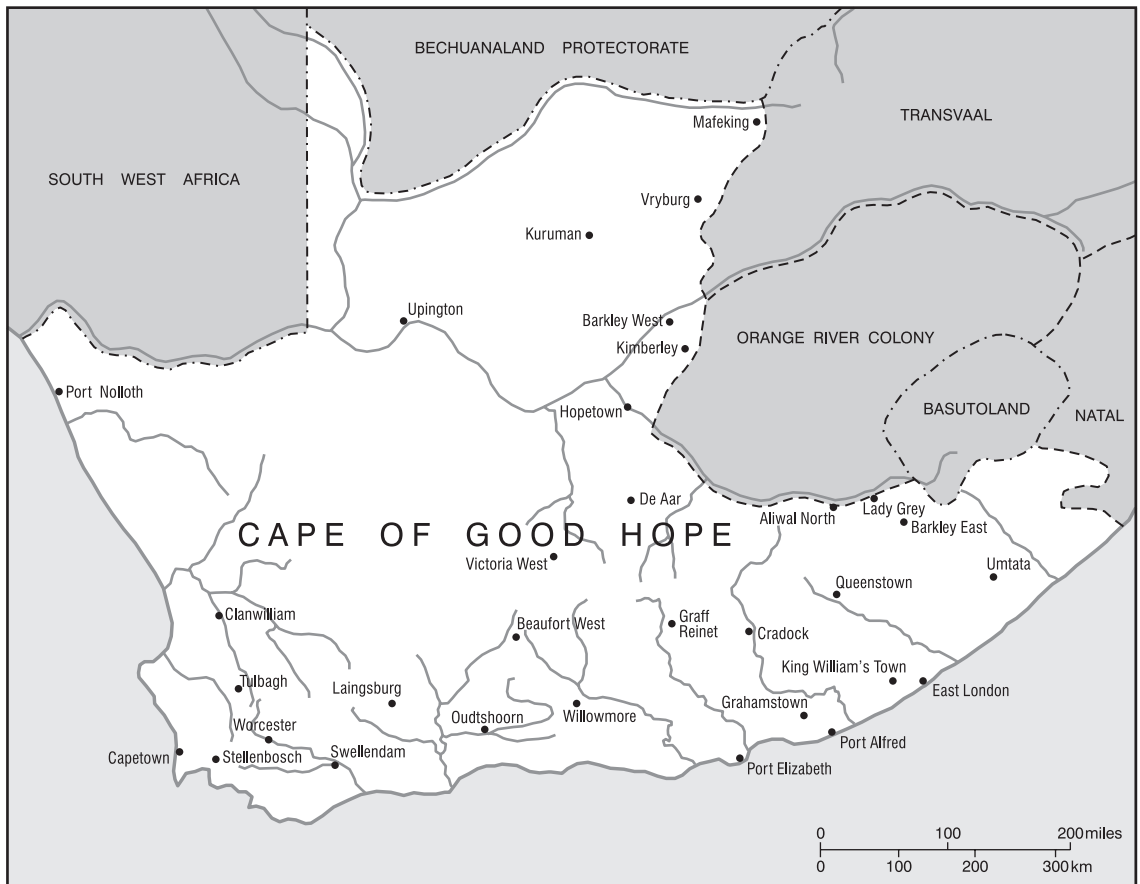


THE CAPE OF GOOD HOPE



Cape of Good Hope.

4

Early Correspondence

The King's Head

All but the most recent issues of adhesive revenue stamps, had featured the head of Queen Victoria, but the postage stamps had only featured the figure of Hope, usually seated, but in the more recent issues, standing. So, these would be the first postage stamps to bear the head of the Sovereign.

Queen Victoria died on 22 January 1901, and hardly a week later, on the 30 January 1901, De La Rue received a cable from the Cape Government asking for a 'Good selection photos of king for revenue and postage stamps and also any designs for such issued or prepared'.

De La Rue replied saying 'It is impossible to do anything in the matter until his Majesty the King has intimated which portrait he wishes to have followed.'

The Cape Government had obviously not considered that the King may want to ensure that he was satisfied with the image or images of himself that would be most proliferated around the Empire. De La Rue also wrote to the Agent General of the Cape of Good Hope in London on 31 January 1901 saying:

The English Government have not yet heard which portrait his Majesty the King wishes followed in the English stamps. As soon as we receive any intimation of the subject, we will place ourselves in communication with you. We hardly think that his Majesty is likely to deal with this question for a week or two.

It is interesting to note the reference to the English Government and the English stamps, rather than the British Government and the British stamps. Understandably, the King would have had other things on his mind so soon after his mother's death, and with the Anglo Boer War still in progress. So it was some time before things began to progress.

The next piece of relevant correspondence is on the 21 of May 1901, when De La Rue advised the Agent General for the Cape Colony that:

We have the honour to inform you that His Majesty the King has approved of a classically treated portrait after an original drawing by Mr. Fuchs, a photograph of which we enclose. His Majesty has commanded that all stamps bearing his effigy are to have an Imperial crown in the border.

It is not known whether this particular photograph has survived, but the basic portrait by Emil Fuchs is well known (Fig. 4.1). The basis of the stamp and stationery design, however, had now been set.



Fig. 4.1 Copy of the portrait of King Edward VII done by Emil Fuchs.

The First Dies

The initial correspondence was to do with stationery and embossed revenue stamps, for which designs were submitted. The Cape Treasury requested that the proposed post card die be used for all postage stamps indented from then on, and to substitute the King's head design in the present revenue stamps, but De La Rue, on 25 July 1901, told them that:

We wish to make it quite clear to you that the Post Card die could not be made available for Postage and Revenue adhesive Stamps. It is necessary to engrave a Post Card die in a much coarser manner than a die which would be required for adhesive Stamps, as a Post Card die has to be used for printing on the rougher surface of cards.

De La Rue further advised that it would be necessary to engrave new dies for the postage and the revenue stamps. So, it would seem that the Cape Government was not too familiar with the preparation and printing of stamps.

Later it was requested that all the new designs be completed and the whole indent for shipment of stamps for 1901–02 be supplied in the new design before 30 June 1902, the end of the Cape financial year. If this was not possible, the Cape requested to have the whole indent in the old designs in order to avoid what they termed, divided designs, in one year's supplies.

5

Postage Stamps

Development

After the initial correspondence referred to in Chapter 4, the Agent General of the Cape of Good Hope wrote to De La Rue on 24 July 1901, saying that the Cape Government enquired as to the cost of substituting the King's head on the Cape adhesive postage stamps. De La Rue responded the next day advising that the cost of producing the King's head design for postage stamps would involve the engraving of an original head die at a cost of £200. Then nine postage working dies (or duty dies), one for each of the anticipated duties, would be £450, that is £50 each. Also, a further £85 for each of the nine postage plates. A considerable outlay at the time.

They promised that a proposed design would be ready in a few days. This design was provided, along with a photographic copy for the Cape Government to retain in their correspondence files, on 31 July 1901. The colours of the various denominations were to remain the same as those in service at the time.

On the same date a letter was sent from the Treasury in Cape Town placing an order for a further 1,400,000 2d postage stamps of the existing design (featuring the figure of Hope seated) for immediate supply, as well as an indent for supply of postage stamps of various denominations by 30 June 1902. As it happens, these 2d values would later be in surplus, and would still be in service in 1910. De La Rue could not guarantee supply of stamps of the new Edwardian design by the requested date, so, on 21 August 1901 it was agreed to supply the whole indent with the existing design.

This was not surprising, as the design of the stamps had not yet been finalised. On 19 August 1901, the Cape Agent General in London had written to De La Rue finally confirming that it had been decided to introduce the design incorporating the King's head rather than that of Hope Seated, which was in use at the time.

A further letter from the Cape Agent General to De La Rue on 24 September 1901, enclosing a letter from Sir Somerset French, the Postmaster General of the Cape, regarding the design of the postage stamps reads:

The frame of the design for the postage stamp is, I observe, very similar to that of the current halfpenny denomination, the insertion of the crown effecting, however, a very marked improvement. Under Convention we are unable to vary the colours of these stamps, and as by artificial light there is a considerable resemblance between the colours of the 3d and 6d and the 1/- and 5/- denominations I am inclined to think it desirable to have some variation in the frames of the

6d and 5/- at least, so as to make the check upon the prepayment of postage more easy than it is at present.

There is in fact a good deal to be said for a different frame to each denomination, a principle which is adopted in connection with the stamps of Great Britain and — to look nearer at hand — with those of Natal also. The stamps of the United States are likewise all different in design as well as those of many other countries. The portrait of the King, with crown above, makes an exceedingly effective centre to the stamps and would of course be retained in every denomination no matter what the design of the surrounding frame might be.

I attach a set (used) of the postage stamps of the present issue which show the colour difficulty if all the designs are identical. It is assumed that in any case the numerals of value for the shilling and five shilling denominations would be followed by the letter 'S'.

The covering letter from the Cape Agent General, referring to the postage stamp frames, says:

I take this opportunity of mentioning that the Sugar Bush or Protea is the floral emblem of the Cape Colony; and that, if variations in the designs already submitted should be adopted, you might perhaps take occasion to introduce their emblem. It is very effective and has been introduced in the design for the 'Cape General Service Medal' now being struck at the Royal Mint for the Colonial Government.

This was to determine the fate of the design of the Cape postage stamps, becoming the only South African Edwardian stamps, either postage or revenue, to have a different frame for each denomination. In reality, the colour convention only applied to the low values, and, as the other colonies did, the higher values could have varied colours to avoid the confusion that was the concern of the Cape's Postmaster General.

The story of the Protea continued. Since De La Rue were unable to find a suitable picture of a Protea to copy, the Cape Agent General sent, on 4 October 1901, a copy of the *Curtis Botanical Magazine* to Sir Evelyn Andros De La Rue with an appropriate picture of the Protea. The note from the Agent General refers to page 346, and asks for the magazine to be returned, as it was borrowed!

On 9 October 1901 De La Rue returned the magazine, and advised that they had 'taken a photograph of the Honey-bearing Protea plant,' and would incorporate it in one of the stamp designs.

On 7 November 1901, De La Rue wrote to the Cape Agent General as follows:

With reference to your letter of the 24th September last, we have the pleasure to hand you a complete set of designs for the nine duties of Postage stamps.

The 1d. has already been approved by you, and you will notice that we have introduced the Sugar Bush into the 2½d. design.

We trust that these designs will meet with approval, and assume that the stamps would be printed in the colours at present employed for the various duties.

The previously approved 1d design referred to was the one with the frame of the original design submitted on 31 July 1901. It is not clear whether these were coloured designs, or only photographic copies. Certainly, as when the original design was submitted on 31 July, photographic copies were included. These were on glazed cards, dated at the top right, and with the intended colour shown at the bottom left corner (Fig. 5.1).

The next day, 8 November 1901, the Agent General of the Cape confirmed approval of the designs, and authorised De La Rue to proceed with the making of the dies. He also confirmed

the colours to be those of the existing stamps for the respective duties. Interestingly, he comments that he is not forwarding the designs to the Colony, so as to avoid any further delay, so it would seem that he had full authority from the Cape Government to act on their behalf in this case. He also offered, and De La Rue immediately accepted, that the designs should be returned for the engraver to work from.

The dies were prepared, and completed over the period from 3 April 1902 (½d duty) to 18 November 1902 (6d duty). A proof was taken from each die and checked and approved by a senior person, often Sir Evelyn Andros De La Rue, who then initialled the die proofs, which were cut down and placed in the De La Rue Work Book (Fig. 5.2). A number of other die proofs were taken in this BEFORE HARDENING state, and the dies then went through the hardening, striking and the rest of the process described in Chapter 2.

In April 1902 De La Rue confirmed that they could have the ½d and 1d dies and plates ready by 30 June 1902. In June 1902 the indent for the 1902–03 financial year was placed, this was for seven of the nine new King Edward VII denominations, the 2d and the 2½d not being required. The surplus of these two denominations of the old design was to continue throughout the Edwardian Period. The first Edwardian postage stamps became available to the public in December 1902.

Material from the De La Rue Records

Much material was preserved in the De La Rue Records, with practically all the Cape (and indeed the other Colonial material) surviving the bombing and resultant devastating fire that destroyed the De La Rue Works and headquarters in London on the night of 29 December 1940. With the material now dispersed, it is worth attempting to record what is still in existence.

There are three main categories of material. That from the Striking and Work Books, which were De La Rue's internal work records. That from the file records, which were the various die proofs in their various states. That from the Correspondence Books, which were the proposals sent to the Colony for selection and approval. The Correspondence Book



Fig. 5.1 Photographic copy of design for the 5 shilling value.



Fig. 5.2 Cut down die proof initialled by Evelyn Andros De La Rue.

material was often prepared in duplicate, one copy being retained, while the other was sent to the Cape Agent General.

Striking and Work Books The Striking Book items were single copies of die proofs stuck into the Book, with the work instructions written alongside, often dated, sometimes with both the date the job was placed into the work programme, and, in red, the date it was completed. Once the job had been completed the die proof usually had a red line ruled across it, designating that the job was now done, and had been written up in the Private Day Book. These are among the more scarce items, as there was only one copy in existence for each plate made. They are usually cut down, presumably to reduce the space taken in the Striking Book (Fig. 5.3).

The listing of items that were prepared, and the information alongside is noted below:

½d plate 1	April 9 (1902), 240 leads and 6 extra, May 14 02
½d plate 2	Dec 7 (1904), 240 leads and 6 extra, No. 2, Dec 28/04
½d plate 3	July 29 (1909), 240 leads, No. 3, 18 Aug 09
1d plate 1	May 6 (1902), 240 leads and 6 extra, June 20 02
1d plate 2	April 14 (1903), 240 leads, No. 2, not charged, first plate (No. 1) cracked
1d plate 3	Dec 10 (1904), 240 leads and 6 extra, No. 3, Jan 24 05
1d plate 4	July 27 (1907), 240 leads, No. 4, 14 Sep 07
2d plate 1	May 15 (1902), 240 leads and 6 extra, June 20 02
2½d plate 1	Aug 27 (1902), 240 leads and 6 extra, Sep 22 02
3d plate 1	Sep 22 (1902), 240 leads plus 6 extra, Oct 28 02
4d plate 1	Sep 27 (1902), 240 leads and 6 extra, Oct 28 02
6d plate 1	Nov 21 (1902), 240 leads and 6 extra, Dec 18 02
1s plate 1	Aug 23 (1902), 240 leads and 6 extra, Sep 22 02
5s plate 1	Aug 25 (1902), 240 leads and 6 extra, Sep 22 02

Also noted are some cut down die proofs with the same date as the BEFORE HARDENING state cards. These are all initialled. Two of the seven noted have a handstamped date, while the other five have the date in manuscript. The two with a handstamped date are initialled by Sir Evelyn Andros De La Rue.

These are the proofs from the dies finally approved, which were then cut down and stuck in the Work Book (or Striking Book), indicating that job had been completed, so they are listed here:

Uncleared King's head vignette die proof,	no date or initials, (Fig. 5.4)
1d	die proof dated April 23 1902 in manuscript and initialled
2d	die proof dated May 12 1902 in manuscript and initialled (Fig. 5.5)
2½d	die proof dated 20 Aug 02 by handstamp and initialled
3d	die proof dated Sept 15 1902 in manuscript and initialled
4d	die proof dated Sept 19 1902 in manuscript and initialled
6d	die proof dated Nov 18 1902 in manuscript and initialled
1s	die proof dated 20 Aug 02 by handstamp and initialled



Fig. 5.3 Striking Book die proof for second 1d plate, dated April 14 (1903) with instructions for 240 leads to be struck to replace, at no charge, the first plate that had cracked.



Fig. 5.4 Uncleared King's Head vignette die proof.



Fig. 5.5 Dated and initialled 2d die proof.

These items are reported to be survivors from a Work Book that was partially destroyed in the fire of 29 December 1940. If this is correct, then the other 2 duty values of ½d and 5s that presumably also existed, may well have been destroyed. These seven items (the 1d to 1s die proofs) were part of the De La Rue reference collection.

File Records These were die proofs normally on the standard De La Rue glazed card (92 mm wide and 60 mm high). They usually showed the state of the die (BEFORE HARDENING, AFTER HARDENING, or AFTER STRIKING. NO BEFORE STRIKING states are known on these Cape of Good Hope die proofs), and the date the die proof was made. The die state, as well as the date, were usually hand stamped in black, or occasionally in blue. These were sometimes initialled, and some had some other information noted in manuscript as well. The number of proofs taken in each state and on each date seems to vary, but in all cases only a few were made (Fig. 5.6 and Fig. 5.7)

Proofs of each die used for making up the first plate would have been pulled in all the three states. Then for subsequent plates the same hardened die would have been used, so only the AFTER STRIKING state proofs would be pulled, and perhaps some in the BEFORE STRIKING state as well, but none of these have been seen for the Cape of Good Hope. So at least three different die proofs would have been made for each duty value, and two extra for the two later plates of the ½d, and three extra for the three later plates of the 1d.

The 1961 auction of Huston's Cape collection had a lot described as '1902-04, Edward, the complete set of nine different values of the Die Proofs in



Fig. 5.6 Die proof of Crowned King's Head vignette in AFTER HARDENING state.




Fig. 5.7 Die proof of 5s in AFTER STRIKING state.

black on complete glazed cards, all dated and marked BEFORE HARDENING'. The next two lots were similar ones for the AFTER HARDENING and the AFTER STRIKING states of the die. The fourth lot was for a further two ½d and three 1d die proofs marked AFTER STRIKING. No mention of initials or dates are made, and the only illustrations are of two BEFORE HARDENING state die proofs, but it is probable that the fourth lot was the die proofs for the additional plates of the ½d and the 1d values.



Fig. 5.8 Uncleared die proof of 2½d.

Die proofs in the stages of preparation of the final dies were also made. It is probable that at least one of each has survived, but only those die proofs actually noted are listed below:

- Uncleared King's Head vignette, BEFORE HARDENING, dated 2 Nov 01, with 'Cape Original Head D. I.' (in manuscript)
- Crowned King's Head vignette, AFTER HARDENING, dated 5 Jun 02, initialled
- ½d BEFORE HARDENING, dated 3 Apr 02
- ½d AFTER HARDENING, dated 4 Apr 02, initialled
- ½d AFTER STRIKING, dated 25 Apr 02, initialled
- ½d AFTER STRIKING, dated 8 Dec 04, initialled
- 1d BEFORE HARDENING, dated 23 Apr 02
- 1d AFTER HARDENING, dated 29 Apr 02, initialled
- 1d AFTER STRIKING, 9 May 02, initialled
- 1d AFTER STRIKING, dated 26 Jul 07, initialled
- 2d BEFORE HARDENING, dated 12 May 02
- 2d AFTER HARDENING, 13 May 02, initialled
- 2½d Uncleared, with only a manuscript date, 11.8.02 (Fig. 5.8)
- 2½d BEFORE HARDENING, dated 20 Aug 02
- 2½d AFTER HARDENING, dated 21 Aug 02, initialled
- 3d BEFORE HARDENING, dated 15 Sep 02
- 3d AFTER HARDENING, dated 19 Sep 02, initialled
- 4d BEFORE HARDENING, dated 19 Sep 02
- 4d AFTER HARDENING, dated 24 Sep 02, initialled
- 6d BEFORE HARDENING, dated 18 Nov 02
- 6d AFTER HARDENING, dated 19 Nov 02, initialled
- 1s BEFORE HARDENING, dated 20 Aug 02
- 1s AFTER HARDENING, dated 21 Aug 02, initialled
- 5s BEFORE HARDENING, dated 21 Aug 02
- 5s AFTER HARDENING, dated 23 Aug 02, initialled
- 5s AFTER STRIKING, dated 27 Aug 02, initialled

It is not known whether all the values had uncleared die proofs taken, but it would seem probable that it was not only the 2½d value. The uncleared King's head die proof was part of the De La Rue reference collection.

De La Rue also usually kept file copies of the issued stamps, stuck into a file book. These were part of the De La Rue reference collection, but their present whereabouts are not known. They also kept file copies of the issued stamps handstamped SPECIMEN, these have been noted, and are covered in Chapter 10 with the other specimen postage stamps.

Ink Recipe Books So far none of the pages from the Ink Recipe Book for the Cape postage stamps have been seen. Given that a goodly number of pages for the other colonies are known, as are those for the Cape revenue stamps, it is reasonable to assume that those for the postage stamps should still be in existence.

Correspondence Books These were the stamp designs that De La Rue prepared. There were no colour trials involved, as the stamps all used the same monocolours for each denomination as the previous issue did. Not all of the designs may have survived. Whatever is known about the material is noted.

31 July 1901

A manuscript dated design proposal mounted on a card 95 mm wide and 129 mm high. The design was for a 1d duty value, so was presumably in red. The poor quality photocopy now in the Correspondence Book shows it marked as a duplicate, so two must have been made. Yet on 20 August 1901, De La Rue asked for the design to be returned, which was done the next day, so presumably both designs would have remained in De La Rue's possession. A photographic copy was also submitted. It is not clear if any of these items still exist.

7 November 1901

Manuscript dated design proposals for all nine duties of postage stamps probably on cards 89 mm wide and 104 mm high. These were approved, and returned at De La Rue's request for the engraver to work from. There are no photocopies of these in the Correspondence Books, but we can assume they were again produced in duplicate. Photographic copies were made again, and these have survived for all nine values. These were manuscript dated, with a streak of colour in the lower left hand corner and the manuscript note 'Colour of Design' (Fig. 5.9), and were part of the De La Rue reference collection.



Fig. 5.9 Photographic copy of 6d design.

The Printing Requisitions

The Cape Government entered an annual requisition for postage stamps. This was based on the Cape's financial year, which went from 1 July to 30 June. The requisition for the 1901–2

financial year was entered on 31 July 1901, and the Cape Government wanted this to all be supplied with the new King Edward VII designs, but since De La Rue could only promise that some could be supplied with the new design, it was decided to wait until the next year for these, and to supply all of this requisition with the old designs.

Requisition No. 8495, for the 1902–03 financial year, was dated 17 June 1902, and was for the following numbers of stamps:

½d	12,250,080	6d	1,300,000
1d	36,000,000	1s	2,678,160
3d	1,200,000	5s	228,000
4d	3,318,000		

Early delivery was requested for the 1s and the 5s stamps. No 2d or 2½d stamps were ordered.

Requisition No. 9496, for the 1903–04 financial year, was dated 26 May 1903, and was for the following numbers of stamps:

½d	6,000,000	6d	2,400,000
1d	36,000,000	1s	6,000,000
2d	480,000	5s	120,000
2½d	480,000		

Requisition No. 398, for the 1904–05 financial year, was dated 16 April 1904, and was for the following numbers of stamps:

½d	32,400,000	6d	1,711,200
1d	72,000,000	1s	4,158,000
3d	1,908,000	5s	120,000
4d	1,200,000		

Requisition No. 1181, for the 1905–06 financial year, was dated 7 June 1905, and was for the following numbers of stamps:

½d	33,600,000	4d	2,100,000
1d	50,400,000	6d	3,150,000
3d	2,100,000		

Requisition No. 1955, for the 1906–07 financial year, was dated 13 June 1906, and was for the following numbers of stamps:

½d	32,400,000	2d	3,508,840
1d	60,000,000	3d	1,238,400

Requisition No. 2738, for the 1907–08 financial year, was dated 17 June 1907, and was for the following number of stamps:

½d	10,800,000	2½d	2,400,000
1d	19,800,000	1s	2,400,000
2d	2,400,000	5s	244,320

Requisition No. 3477, for the 1908–09 financial year, was dated 11 June 1908, and was for the following number of stamps:

1d	96,000,000	6d	2,400,000
3d	2,400,000	1s	2,400,000
4d	2,400,000	5s	344,320

Requisition No. 4134, not designated as being the annual requisition for the next financial year, as by now the Union with the other three South African Colonies was imminent. This requisition was dated 8 June 1909, and was only for ½d stamps. The number was 22,886,400. This number was doubled to 45,772,800 on the 11 October 1909.

Requisition No. 4949, issued on 4 May 1910, just before the formation of the Union of South Africa on the 31 May 1910, was clearly intended, at least by the Cape Government, for use after Union. The requisition was for a further 18,000,000 ½d stamps.

The numbers of stamps ordered exclude all 1d stamps required for the stamp booklets, as these were ordered separately, and are covered in Chapter 6.

De La Rue tended to produce a few more sheets than were actually ordered, and then ship and invoice the full printing, so the number printed was usually a little above that on the requisition. The exact number printed and shipped is available in the De La Rue Private Day Books, but this has not been recorded here.

The requisitions that originated through the Postmaster General's office were not only for postage stamps, but often included postal stationery under the same requisition number.

The Stamps

In summary, the stamps were issued from December 1902 to March 1904. They were all printed in sheets of 240 stamps (4 panes of 60 stamps, in 10 rows of 6 stamps per pane), on paper with the traditional Cape watermark of a Cabled Anchor. The 1d and 2d denominations are known with inverted watermarks, while the 1d is known with the watermark inverted and reversed. The perforation of the stamps was 14 (that is 14 perforation holes in a 2 cm length). The stamps were all monocoloured. The colours of the various denominations were the same as the then current stamps. These were:

½d	green	4d	olive-green
1d	carmine	6d	bright mauve
2d	brown	1s	yellow-ochre
2½d	ultramarine	5s	brown-orange
3d	magenta		

The month of issue of each denomination was:

½d	December 1902	4d	February 1903
1d	December 1902	6d	March 1903
2d	October 1904	1s	December 1902
2½d	March 1904	5s	February 1903
3d	April 1903		

Several printings of each were made, resulting in shades of each duty. The 1d, being the most frequently used, required four different plates, the ½d required 3 different plates, while all the others required only a single plate. The stamps from the second plate of the ½d value were printed in December 1904, and the third plate in August 1909. Stamps from the second plate of the 1d value were issued soon after those of the first plate, as this plate cracked, and had to be replaced. The stamps from the second plate were printed in April 1903, the third plate in January 1905, and the fourth plate in September 1907. (Fig. 5.10)

As per the requisitions, several printings were made:

½d	8 Printings, using 3 different plates
1d	7 Printings, using 4 different plates
2d	3 Printings, using 1 plate
2½d	2 Printings, using 1 plate
3d	5 Printings, using 1 plate
4d	4 Printings, using 1 plate
6d	5 Printings, using 1 plate
1s	5 Printings, using 1 plate
5s	5 Printings, using 1 plate

Considerable stocks of the stamps of the old designs were still on hand. So, at times, the Edwardian stamps were withdrawn to help use up the old stocks. Much of the time both the old and the new stamps were in concurrent use. This was very much a case of over enthusiasm by the Cape Government, as the old postage stamps were theoretically ageless, depicting the figure of Hope (a more recent 1d. duty issued to commemorate the Imperial Penny Post had a view of Table Mountain). So, unlike the other three Colonies, where Natal had the effigy of Queen Victoria, and the Orange River Colony and the Transvaal only had overprinted stamps of the former Boer Republics, there was no urgency to replace the old Cape postage stamps.

As it turned out, some of these old values were still in use at the formation of the Union of South Africa in 1910. Presentation sets handstamped SPECIMEN at the time of Union show some of the old postage stamps instead of the Edwardian issue, presumably because that was all that was still in stock at the time.¹

Imperforate stamps of all the duty values are known. These are believed to come from plate proofs (Colour Plate 1a).

The ½d stamp was used as a coil stamp in 1911, along with Transvaal and Orange River Colony stamps. See the section on Coil Stamps at the end of Chapter 25.

More from the Correspondence Books

More information is available from the Correspondence Books. Apart from the need for new plates for the ½d and 1d stamps, there is a little of some interest.

On 20 June 1907 the Agent General wrote asking the cost of printing strips of 240 1d Cape postage stamps compared to the sheets of 240 stamps then being printed. The enquiry was referring to the 'Penny in the Slot' stamp machine. De La Rue advised that they could not print stamps in strips, but had no difficulty tearing the panes into strips and joining them




Fig. 5.10 The 1d duty from each printing plate.

¹ See Chapter 10 on Specimen Stamps.

together. They even enclosed a roll to show the result of doing this. They also advised that this was what the 'English Government' did (still the English rather than the British Government). Nothing more was heard of this idea, and the Cape never did issue any coil stamps.

The next item of interest was the letter from De La Rue on 27 June 1907, suggesting that with the large amount of 1d duty value stamps ordered (22,859,040) with that year's indent, the Cape Government should consider the additional cost of £42 10s to enlarge their plate size from 240 to 480 stamps. They would have a saving of £5 2s 5d after the cost of enlarging the plate, and future printings would have a much lower cost. These large sheets would be cut in half to form sheets of 240, as the perforating machines could only handle sheets of 240 stamps. The Cape Government agreed, and this was confirmed on 17 of July 1907. This was the 'fourth' plate referred to in the previous section.

The Cape Government enquired whether it would make sense to do the same for the ½d duty value stamps, but De La Rue said the break-even point to enlarge the plate was a print run of 18,000,000. So, at least that many stamps would need to be printed.

Then on June 8 1909 the Cape Government submitted an indent for 22,886,400 ½d postage stamps, saying it was likely to be the last indent for these stamps (with the prospect of Union looming). De la Rue advised of an increase in the plate cost since the 1d duty plate enlargement, but it would still provide a saving of £4 17s 5d. This is believed to have gone ahead, as the timing fits with the introduction of the 'third' plate referred to in the previous section.

Another letter to De La Rue also on 28 June 1909 was regarding the printing of Transvaal stamps on paper bearing the Cape's Cabled Anchor watermark, asking for De La Rue's comment on the article in *Gibbons Stamp Weekly*. De La Rue replied that they regretted the error, and were doing everything possible to avoid such mistakes, which they pointed out may have been on their premises, or could have been at the paper mill.

6

Postage Stamp Booklets

Development

Postage stamp booklets were an innovation that took place during the reign of King Edward VII, and the Cape of Good Hope was not to be left out.

The first that De La Rue learned of the Cape Government's desire for a stamp booklet was a letter from the Cape's Agent General in London on 12 September 1905, which enclosed a copy of a requisition from the Postmaster General of the Cape for 10,000 booklets. The requisition, dated 7 August 1905, read as follows:

300,000 Cape 1d postage stamps. These stamps in books of thirty (panes of six) to be interleaved with oiled paper and pinned into the covers ordered below. (Same as supplied to the Transvaal Post Office. Specimen book herewith).

10,000 Covers printed as per the accompanying specimen. Colour of cover to be red.

The Robson Lowe auction of 1976¹ included a lot described as 'Booklet: drawing of the lettering and arms on inside and outside back covers of a dummy booklet endorsed "Colour to be red".' This was the specimen booklet referred to in the Cape Government requisition. This is an incomplete description of the lot (which was not illustrated), which actually shows the Colony's proposal for the front cover, back cover, and the inside of both front and back covers. This was printed by hand in black ink on buff card. It was, in fact, made up as a sample booklet, using the card covers (Fig. 6.1), and with interleaving wax paper, and paper representing the stamps. The manuscript notation 'Colour to be in red' was written in red ink.

On 15 September 1905 De La Rue responded saying:

We enclose herewith specimen books, numbered 1, 2, and 3. In No. 1 the heads fall correctly and the book opens on the right-hand side. In No. 2 the heads fall upside down and the book opens on the right-hand side. In No. 3 the heads fall correctly, but the book opens on the left-hand side.

Owing to our having to use the margin for binding, half the books will be as No. 1, and the other half must be either as No. 2 or as No. 3, unless you are prepared to go to the expense of a new 1d. Postage plate. Will you kindly instruct us in which way they are to be manufactured?

The arms of the Cape will be inserted where the square appears on the front cover.

1 Robson Lowe auction catalogue, *Africa in Switzerland*, 26–27 October 1976, lot 286.

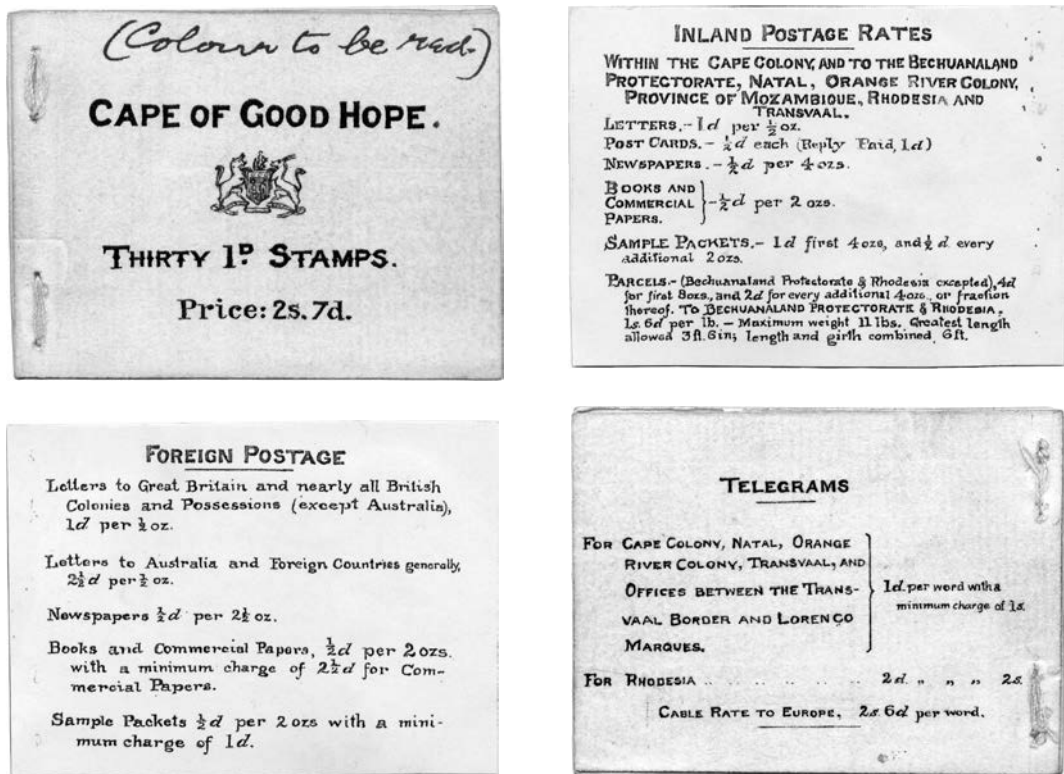


Fig. 6.1 Specimen booklet submitted by the Cape Government, showing hand printed proposals for the front, back and inside covers.

De La Rue also returned the two specimen books sent by the Cape Postmaster General. It is also not clear whether the three specimen booklets sent by De La Rue have survived. One of these (taken apart) was in the same Robson Lowe auction of 1976,² described as 'Booklet: proofs of the covers as issued and five blocks of six 1d. booklet panes over-printed vertically across each pair CANCELLED.' The word CANCELLED is 32 mm long and 6 mm high.

The tender put out by the Cape Treasury for this requisition was for ten times as many booklets as that in the postmaster General's requisition, and the larger number of 100,000 booklets became the final number requisitioned.

On the 20 September 1905, the Cape confirmed that they would take half the booklets as specimen book No. 1 and half as specimen book No. 3. A day later De La Rue confirmed this, and advised that the price of the stamp books would be the same as that charged to the Transvaal.

These prices per thousand booklets, exclusive of stamps were, if the amount ordered was at or above the quantity prices:

1,000,000	13s 8d	25,000	22s 9d
500,000	14s 5d	10,000	26s 9d
250,000	15s 4d	5,000	38s 6d
100,000	16s 3d	2,500	60s 0d
50,000	19s 0d		

² Robson Lowe auction catalogue, *Africa in Switzerland*, 26–27 October, 1976, lot 287.

This was not yet the final design of the booklet, as some corrections were still required. On the 22 November 1905, a letter from Sir Somerset French, the Postmaster General of the Cape, reports that the booklets requisitioned have arrived, and are not in accordance with the required specification:

The specimen book provided for the guidance of the printers has the wording, Cape of Good Hope, Thirty 1d stamps, on page 1 of the cover, not page 4; and the other three pages are in reverse order. Two printing errors also appear, on page 1 'Lourenco' is wrongly spelt, and under the foreign postage the newspaper rate is shown as ½d. per 2½ oz instead of per 2 oz.

The present consignment of books will be worked off, and no doubt Messrs. De La Rue and Company will see that future orders will be accurately executed.

These two printing errors make for an easy way to identify the first printing, however, none have been recorded yet.

It was immediately pointed out by De La Rue that the errors were not theirs. In response to the letter from Sir Somerset French, which was forwarded to them on 14 December 1905, they replied on the 18 December 1905:

We beg to say that the two errors pointed out, 'Lourenco' being spelt wrong and the foreign newspaper rate being given as ½d for 2½ oz, do not lie at our door, as the printing is in accordance with the copy sent from the Colony, which we enclose for your inspection. We shall of course be prepared to make the necessary corrections before reprinting.

With reference to the remarks upon the binding of the books, we beg to remind you that the only method from the present plates was clearly pointed out to you in our letter of the 15th September last. The English Government have special plates for printing the stamps for these books, with half of the stamps reversed, so that all the books when bound open up and read the same way. We shall be glad to hear whether the Cape Government are prepared to go to the expense of a special plate for this purpose.

So it would appear that the Postmaster General did not understand the agreed printing and binding arrangements, and had not properly reviewed the spelling or the rates on the specimen submitted to De La Rue.

On the 20 December 1905 De La Rue enclosed proofs showing the required corrections to the cover of the stamp books. These proofs were overlooked, and not taken out of the Correspondence Books for the sale of the De La Rue material by Robson Lowe in 1976. They are now part of the National Postal Museum material presently kept by the Royal Mail Heritage in London.

W. T. Hood, the Cape's Acting Postmaster General responded on 2 March 1906:

The postal and telegraphic information as shown on the accompanying proof is correct and should appear on the books which will be ordered in the annual Indent to be forwarded to you in the month of June next. The slight errors that appeared on the covers of the first supply were corrected before the books were offered for sale to the public.

Presumably this was done in manuscript by the postal authorities at or before the time of sale to the public. The letter then continues:

Now that the reasons for the method of binding adopted by Messrs. De La Rue and Company have been explained, the printing of the Coat of Arms sometimes on the front and sometimes on the back of the books, and the manner in which the stamps are pinned together, are not objected to. The expense of providing a special plate such as has been adopted by the Imperial Post Office is not considered to be warranted at this stage.

It is interesting to note that De La Rue was still referring to the English Government, while the Cape Colony refers to the Imperial Post Office.

Material from the De La Rue Records

Correspondence Books These were the only records with material from the development of the stamp booklets. These were:

7 August 1905

Specimen booklet sent by the Cape Government to De La Rue on which they were to base their design (Fig. 6.1).

15 September 1905

Three specimen booklets numbered 1, 2, and 3, sent by De La Rue to the Cape's Agent General showing the alternative ways of binding the booklets when using the same printing plate as the regular postage stamps. It is not clear whether these have survived.

20 December 1905

Proofs of the corrected cover pages with the correct spelling of 'Lourenco' and the correct foreign newspaper rate. This is part of the National Postal Museum material held by the Royal Mail Heritage in London.

The Printing Requisitions

Requisition No. 1278, dated 7 August, 1905, was sent on to De La Rue by the Agent General for the Cape of Good Hope on 12 September, 1905. This was initially for 10,000 booklets, but as the developments evolved (as described earlier in this chapter), it was increased to 100,000 booklets. These were the ones with the two errors, the incorrect spelling of Lourenco, and the wrong foreign postage newspaper rate. It appears that only about 10,000 booklets were supplied before the errors were noted and corrected.

Requisition No. 1955, for the 1906–07 financial year, was dated 13 June 1906, was for 50,000 booklets. The only other change was that they were now to be packed in parcels of twenty booklets instead of ten, which had previously been the case.

Requisition No. 2738, for the 1907–08 financial year, was dated 29 May 1907, was for the unusual number of 101,968 booklets.

Like the stamps, De La Rue were in the habit of printing a few more booklets than were ordered, then shipping and invoicing the full number printed. This means the actual numbers were a little above those requisitioned. The exact numbers are available in the De La Rue Private Day Books, but are not recorded here.

The Booklets

In summary, the Cape booklets consisted of thirty 1d stamps, and were priced at 2s 7d, the extra 1d. being to offset the cost of the booklet. They were issued at the end of 1905. Stanley Gibbons³ erroneously record a booklet of twelve 1d stamps being issued in 1902.

The outside of the cover of the booklet was a deep red colour, with the wording and coat of arms on the front. The inside of the front cover had details of inland postage rates. The inside of the back cover had foreign postage information, while the outside had information on telegrams. Half the booklets were stapled at the left, and half stapled at the right.

There were three different printings (as noted by the requisitions), with the first shipment of the first one being identified by the two errors previously noted. So few booklets have survived, that it has not yet been possible to identify any differences that may exist between the rest of the first printing, and second and third printings.

³ *Stanley Gibbons Stamp Catalogue, Commonwealth and British Empire Stamps 1840–1952*, London and Ringwood: Stanley Gibbons Ltd., 2004, p. 321.

7

Postage Stamp Usage

Preamble

Apart from the intended usage to prepay for postage in the Cape Colony, (and in the neighbouring territory of Basutoland), the postage stamps were sometimes adapted for special uses. These were being needle punctured for official use and for railway use, being over-printed for Customs Duty, Cigarette Duty, and also for Patent and Proprietary medicine duty use. The ½d and 1d values were also authorised for use to pay the stamp duty on receipts.

Prepayment of Postage

This was the primary purpose of the Edwardian postage stamp issue. The Cape, as the mother colony in South Africa, had a well established postal system. The information on the mail service given by Burton¹ in 1907 was: 'The inland mail service is performed by train, cart, horse, camel, and foot runner.'

Quite an impressive array of modes of transport. Perhaps the most unusual was the camel post, which was used in the north west of the Colony, on the edge of the Kalahari Desert. Burton goes on to list the railway travelling post office routes, but no mention is made of shipping mail by sea along the coast. Overseas mail was dealt with in some detail:

A subsidised service between the United Kingdom and Table Bay once a week in each direction, performed by the Union Castle Company under contract with the Government of this Colony for ten years from the 1st October, 1900. The amount of the subsidy, which is shared by the other South African Colonies and the United Kingdom, is £135,000 per annum, the contract length of voyage 16 days 20 hours, for the first three years, and 16 days 15 hours for the remaining 7 years.

Mails are also forwarded to St. Helena and Ascension, the various ports on the East and West Coasts of Africa, Mauritius, Madagascar, India, the Australian Colonies and New Zealand, at more or less regular intervals.

The postage rates of the time (1907) were similar to those in the other Colonies. Destinations were charged in three general categories, the first being Southern Africa (including Mozambique), the second being the United Kingdom and other British Possessions, and the third being Australia and Foreign Countries. It is interesting to note that New Zealand was

¹ Burton, A. R. E. *Cape Colony To-day*, Cape Town: Cape Government Railway Department, 1907, p. 302.

Mail Type	Southern Africa	UK and British Possessions, excluding Australia	Australia and Foreign Countries
Letters	1d per ½ oz	1d per ½ oz	2½d per ½ oz
Postcards, Single	½d each	1d each	1d each
Postcards, Reply paid	1d each	2d each	2d each
Newspapers	½d for each paper not exceeding 4 oz	½d per 2 oz	½d per 2 oz
Books and Commercial Papers	½d per 2 oz	½d per 2 oz, minimum 2½d for commercial papers	½d per 2 oz, minimum 2½d for commercial papers
Sample Packets	½d per 2 oz, minimum 1d	½d per 2 oz, minimum 1d	½d per 2 oz, minimum 1d

Table 7.1 Postage Rates.

For destinations within Southern Africa, except Rhodesia and the Bechuanaland Protectorate	4d for first 8 oz, and 2d for each additional 4 oz
For Rhodesia and the Bechuanaland Protectorate	1s 6d per lb
For the United Kingdom	9d per lb
For British Possessions and Foreign Countries	Various

Table 7.2 Parcel Postage Rates.

specifically included in the British Possessions rates, while Australia was specifically excluded. The rates applied for mail posted on board the mail steamers was the same as that for the regular mails. The rates that applied are shown in Table 7.1.

Parcel rate categories were divided a little differently. These rates are shown in Table 7.2.

The **Registration Fee** was 4d. An acknowledgement of delivery of a registered mail item sent anywhere in the Cape Colony, or any UPU member country could be obtained by paying an additional fee. This required 'payment at the time of registration of a fee of 2½d, which should be affixed in postage stamps to the cover.'² Items marked as registered and dropped in the regular mailbox were charged at 8d (double the registration rate). Valuable items enclosed in mail for inland (Southern African) destinations which were not registered, like coins, ostrich feathers, or jewellery, were treated as registered items on which the fee had not been paid, so the double fee of 8d was charged.

A **Late Fee** was payable on mail handed in at the post offices after the time fixed for the closing of the mail. This late fee was paid using additional postage stamps affixed to the late mail. The late fee rate for letters was 1d if the mail was posted less than 15 minutes after the mail closing time, and 2d for less than 30 minutes after the mail closing time. For parcels and registered mail this was 2d for up to 15 minutes, and 4d for not more than 30 minutes after the mail closing time. A special case was on the day of the weekly mail steamer sailing for England, mail could be posted no later than an hour after the closing of the English mail from the Cape Town General Post Office, or the post office at the Alfred Docks for a late fee of 4d for regular mail, and 8d for registered mail. A late fee of 6d³ was charged for letters posted on the railway Travelling Post Office (TPO) (Fig. 7.1). The TPO late fee for books and parcels was 4d, and for newspapers it was 2d.

² *Cape Colony Post and Telegraph Guide No. 86*, Cape Town: Cape Colony Government, January 1905, p. 14.

³ Goldblatt, Robert. *Postmarks of the Cape of Good Hope*, Cape Town: Reijger Publishers, 1984, p. 120.



Fig. 7.1 Cover to the United Kingdom at the 1d rate, and having the extra 6d Late Fee for being posted on the TPO.

Unpaid or insufficiently prepaid mail would be charged at double the deficiency, so that any unstamped mail would end up costing double the normal rate. The Cape did not have any postage due stamps, so the amount would have been collected in cash.

The Cape had no **Express Delivery** service, but some other countries did. Mail to one of these countries could be express delivered in that country by prepaying the express delivery fee of 5d in addition to the postage. This was done by writing the word 'Express' boldly above the address, and the fee 'prepaid by means of stamps affixed by the sender to the cover or label of the parcel'.⁴

The **postal regulations** allowed for letters up to a maximum size of 24 inches in length, 12 inches in width, and 12 inches in depth. Quite a size for a letter! There does not seem to be a maximum weight for letters. Newspapers and books had the same maximum dimensions, and could not exceed 7 lbs weight. None of the dimension and weight restrictions applied to mail sent to or from Government Offices. Parcels could be a maximum of 3 feet 6 inches in length, and the combined length and girth could not exceed 6 feet. The maximum parcel weight was 11 lbs. Government Offices were not exempt from the size and weight restrictions of parcels, and were obliged to pay the full postage rate as well.

Use as Official Stamps

The Cape of Good Hope Official stamps are somewhat shrouded in mystery. Allis⁵ states that it was the Cape Government Printing and Stationery Department that adopted the system of punching security holes in stamps for their official use. Amoores⁶ says it was the Stationery and

⁴ *Cape Colony Post and Telegraph Guide No. 86*, Cape Town: Cape Colony Government, January 1905, p. 64.

Printed Forms Branch of the Colonial Secretary's Department of the Cape of Good Hope. He illustrates a cover front showing this office as the sender. These may have been one and the same, but the probability is that the title used by Amoore is the correct one, as much of the information provided by Allis has since been updated and adjusted with further research.

The Cape Colony became a member of the Universal Postal Union (UPU) on 1 January 1895. Under the UPU conventions, mail between postal administrations was free, but all other mail, including official mail, had to be prepaid using adhesive stamps. This means that letters sent abroad by the Cape Government would need to be prepaid in this way.

Perhaps more relevant, was that postage on all Government parcels had to be prepaid. The Cape Colony's *Post Office Guide*⁷ of 1903 states: 'Under the regulations of the Parcel Post all government parcels must be prepaid at the ordinary tariff'. This regulation was changed in October 1910 to allow the government parcels to go through the mails free. The Stationery and Printed Forms Branch had responsibility for the sale and distribution of all government reports, publications and maps, and would have used the parcel post for much of the distribution of this material.

The Cape Colony Post Office permitted the practice of perforating or puncturing initials or a design on postage stamps as a security measure. The Stationery and Printed Forms Branch were conforming with the regulations when they had stamps for their official use punctured in a distinctive eleven hole 'bow tie' design (Fig. 7.2), 13.5 mm high and 13.5 mm wide.

Recorded dates of usage of these official stamps are from February 1904 to July 1906. Consistent with the stamp availability of this period, not only King Edward VII series stamps were punctured for official use, but some of those of the previous issues that were in use throughout the Edwardian Period were also punctured for official use. The Stanley Gibbons Catalogue listing and that of Amoore are consistent, and they list:

- 2d pale bistre Hope Seated (SG 50)
- 6d purple Hope Seated (SG 52a)
- ½d green Hope Standing (SG 58)
- 3d magenta Hope Standing (SG 60)
- 2d chocolate-brown Hope Seated (SG 62)
- 3d bright magenta Hope Seated (SG 64)
- 4d sage-green Hope Seated (SG 65)
- 1d carmine Table Mountain (SG 69)
- ½d green King Edward VII
- 1d carmine King Edward VII
- 2d brown King Edward VII
- 3d magenta King Edward VII
- 4d olive-green King Edward VII
- 6d bright mauve King Edward VII
- 1s yellow-ochre King Edward VII
- 5s brown-orange King Edward VII



Fig. 7.2 The 'Bow Tie' punctured design.

5 Allis, Gilbert J. *Cape of Good Hope its Postal History and Postage Stamps*, London: Stanley Gibbons, 1930, p. 115.

6 Amoore, Hugh. 'Perfins of the Cape of Good Hope', *The South African Philatelist*, Sept/Oct/Nov 1992, pp. 138-9.

7 *Post Office Guide*, Number 78, 1903, Regulation 11, p. 72.

It is probable that Amoores' article is the basis of the Stanley Gibbons listing. It is worth noting that Jurgens⁸ claimed to have seen all 9 values of the King Edward VII punctured for official use, so this would include the 2½d value not listed above.

These stamps have not enjoyed much status in the past, hence the general lack of information on them. For example, the 'Maximus' sale of the Cape of Good Hope Stamps⁹ incorporated them in a mixed lot housed in a green album. This lot included stamps from 1864 onwards, with various unusual postmarks and usages, including 'Printing and Stationery Dept. Security punching.'

Needle Punctured for Railway Use

Some Cape stamps were also needle punctured for railway use. These are covered in Chapter 33, which views Edwardian stamps of all four colonies that were used for railway service.

Overprinted for Revenue Use

The postage stamps of the Cape were also pressed into revenue service. Two denominations were overprinted for Cigarette Duty, five for Customs Duty, and one for Patent and Proprietary medicine duty, while the ½d and 1d were authorised for use to pay receipt stamp duty. These are all covered in later chapters. The authorised use of ½d and 1d postage stamps to pay receipt duty in Chapter 9, Patent and Proprietary medicine duty in Chapter 11, Cigarette Duty in Chapter 12, and Customs Duty in Chapter 34.

8 Jurgens, A. A. 'Cape of Good Hope Official Stamps', *The South African Philatelist*, January 1947, p. 5.

9 Sotheby's auction catalogue, *Postage Stamps of the Cape of Good Hope, The 'Maximus' Grand Prix Collection*, London, 7 September 1989, lot 578.

8

Embossed Revenue Stamps

Preamble

Since adhesive revenue stamps were also very much in use, and would continue to be used, why would both adhesive and embossed revenue stamps be needed? Both were not needed, either one could have been sufficient in itself. The reason both were in use was supposedly economics. When a large number of documents needed to be stamped with the same duty, the embossing process was more efficient. Whether the efficiency and economic advantages were ever realised, is open to question.

De La Rue wrote a letter the Cape's Agent General on 30 October, 1901, which read in part:

We beg to enclose a printed Report upon the Stamping of Documents, which we have prepared for the use of the Crown Agents for the Colonies. We think that this Report may be of interest to the Cape Government. You will notice that we have marked it 'Confidential,' as it clearly would be inexpedient for it to fall into the hands of the operating staff.

The report contains some interesting background to the embossed revenue stamps, some of which is worth reproducing. The reason for the confidentiality, is that it included a description of successful methods of forging these stamps, which also makes interesting reading. Extracts from the Report regarding:

Embossed Stamps

The practice of impressing completed documents with embossed stamps has prevailed in England for a number of years. Formerly the stamps bore no indication of the date of impressment, but it was held that it would be a protection against fraud for the stamps to show the date of issue, and accordingly date plugs were introduced into the embossing dies about sixty years ago.

The Cape had not introduced these date plugs, and ended up still not doing so for the Edwardian embossed stamps.

Up to within the last twenty years or so, the stamps were embossed with an uncoloured die; but it has since been found advantageous to employ colour, and now all English and Colonial stamps are embossed with a background of colour, the embossed work standing up in white relief on a coloured background.

The Cape Edwardian embossed stamps were on a similar blue background to those of the preceding Victorian embossed stamps. The exception being the small cheque stamps which were still embossed with an uncoloured die.

So long as the embossing dies were used without colour, the embossment of the stamps was effected by means of a fly-press of simple though strong construction. The introduction of coloured stamps involved the adoption of a more complicated press, capable of automatically inking the die between each impression. We therefore produced our Patent Colour Embossing Press, the cost of which is £80, or, complete with all necessary fittings, £90 19s 5d.

The Report then goes on to describe the workings at Somerset House for the embossing of British revenue stamps, and explains the work activity in two of the three embossing rooms, and concludes this would be too costly for use in the Colonies. It then goes on to describe the work activity in the third room, which would be more applicable to the Colonies.

In the third room at Somerset House, where recording presses are not in use, and where the greater portion of the work is done by means of ordinary fly-presses, the man working the press has complete control of the dies under the supervision of two superintendents, who are constantly walking about the room, in order to see that the work is being properly conducted. In our opinion, this does not form an adequate check, for a fraudulent operator, if he had provided himself with blank documents could, when the superintendent's back was turned, impress such blank documents with stamps and put them back in his pocket.

We think that the only proper way of controlling the work in the Colonies would be that the controller should give out the dies as required, and should sit by, watching and recording the number of impressions taken from each die; but even then there would, of course, be the risk of collusion between the controller and the operator.

In London and some of the most important centres, where very large number of documents have to be stamped, embossed dies are used; but in all the subsidiary offices adhesive stamps are used with an over-embossment. At Somerset House about fifty two presses are at work, the larger proportion of which are worked by steam-power; and the number of hands employed, including controllers, exceeds two hundred and fifty.

The Report explains the over-embossing of adhesives in more detail, but this was not a system adopted by the Cape Government. It also explains the:

Advantages of Using Embossed Stamps

When great numbers of documents have to be stamped with the same duty, the application of embossed stamps is expeditious. (Note: It must be borne in mind that this advantage disappears when comparatively small quantities of a duty have to be dealt with, necessitating the frequent changing of the embossing dies.)

This constitutes the entire section on advantages. Given that the word 'advantages' (plural) is used, one would expect a bit more substance than that the use of embossing stamps when great numbers of documents need to be stamped is 'expeditious'. The next section on the disadvantages is rather more illuminating.

Disadvantages of Using Embossed Stamps

- 1 That the control is somewhat complicated, necessitating a separate controlling staff to watch the operations of the stamping staff.
- 2 That embossed stamps are easily forged. All that has to be done is to pour plaster of Paris on the back of any embossed stamp which it is desired to reproduce. By this means a solid block is obtained, and by rendering the face of the stamp metallic with blacklead, an electrotype can be grown from it. The electrotype is, of course, an exact counterpart of the stamp, and any number of impressions can be taken from it. In several instances forgeries have been perpetrated by even more simple means — that is, by taking a mould in shellac, or other suitable material, from the stamp, backed up as described with plaster of Paris. In one instance, even common sealing-wax was employed with most successful results. Impressions were obtained from the sealing-wax; and that the forgery in question was on an extensive scale, is proved by the fact that on investigation forged stamps amounting to over £10,000 were discovered on documents to which access could be obtained. It is generally supposed that this forgery, which extended over a number of years, must have amounted to a very large figure.

Almost a do-it-yourself guide to forging of the embossed stamps! Quite an amazing disclosure, even for a confidential report. It is hardly surprising that the Colonial Governments of the other three South African Colonies were not attracted to the idea of introducing embossed revenue stamps. What is surprising is that the Cape Colony decided to continue using them in the light of these revelations. Perhaps it was easier to keep using an established system than to change it. Presumably the Cape Government had not been aware of any serious fraud in the Colony, so did not feel threatened by the risk of a relatively insecure system.

When compared to the simplicity of the control of the adhesive revenue stamps, control of the embossed revenue stamps was terribly time consuming and complex. With adhesive revenue stamps, whomever they were issued to, had to simply account for the number of stamps issued, or the equivalent cash value. Equally, forging an adhesive revenue stamp was a much more difficult operation. It is hard to see any virtue in the use of the embossed revenue stamps by the Government of the Cape of Good Hope.

The Embossed Stamp Development

The embossed revenue stamps were well established in the Cape during the Victorian times. Henry de Smidt, the Assistant Treasurer of the Cape Colony, noted in his letter of 31 July 1901 to the Agent General of the Cape Colony in London, that ‘all Embossing Dies should bear the King’s Head and that all existing designs should be altered accordingly.’ Since the embossing dies in use at the time bore the head of Queen Victoria, this was to be a straight transition from the image of Queen Victoria to that of King Edward VII. In actual fact, a number of additional changes were made to the design (Fig. 8.1).

The Assistant Treasurer of the Cape Colony wrote to the Colony’s Agent General in London again on 5 March 1902 as follows:

I am directed to inform you that it has been decided that all the Dies used in the Colony for impressing and embossing in colour and otherwise, stamps upon Licenses, Certificates, and other documents upon which the law or Government

Regulations require impressed instead of adhesive stamps to be affixed, should bear the reigning Sovereign's effigy. It will, therefore, be necessary to cause new Dies to be prepared which, while corresponding in other respects with those in use, will bear upon the face thereof a representation of the King's head, and this should be in strict accord with the design approved by His Majesty and adopted for all Imperial Stamp requirements, and as the Tudor Crown is, I understand, the one now approved of, a change in that direction will be required.



Fig. 8.1 Embossed revenue stamps of Queen Victoria and King Edward VII.

There does not appear to be any law or Government regulation requiring the use of embossed instead of adhesive revenue stamps. They all seem to allow the use of either embossed or adhesive revenue stamps. The letter continues:

I am, accordingly, to authorise you to make the necessary arrangements for the supply at the earliest date 41 (forty one) new dies of the denominations and values indicated in the accompanying list. (With impressions 1 of £100, 1 of 1/-, one of 4d, 1 of 3d and 1 of 1d). In doing this you should bear in mind that these Dies are intended to be fixed and in the embossing and colour printing machines at present in use. Care should therefore be taken that they are in every way so adapted, and this object will be secured if they are constructed to match the specimen forming the enclosure to this letter and forwarded by Parcel Post under 'Registered' cover, the receipt of which kindly acknowledge.

A note in the margin records that the £100 Die was sent under separate registered cover, sealed with the Treasurer and Accountant General's stamp. Sending such a high value die through the post does seem a little risky, but with a reliable postal system, this was not seen as a problem. Presumably the £100 die was considered the best to send on the basis that it was the one least in demand, with most duties being lower than a £100. The letter concludes:

It is not necessary that the faces of the 1d, 3d, 6d, or 1/- Dies should be quite as large as the sample, those last supplied and now in use being somewhat smaller and better adapted for the purposes required.

I shall be glad if you will send me advice as soon as possible of the probable cost of executing this indent.

The accompanying list referred to is hand written, and contains sample impressions of the large size £100 die (the one that was sent under separate cover as the example of exactly what was required), and the small size 1s, 6d (not the 4d as stated in the letter, as no 4d. value embossing die existed!), 3d, and the 1d. Each of these impressions has the word 'Specimen' hand written across it, and initialled 'HdS' for Henry De Smidt, the Assistant Treasurer. The list of 41 dies to be produced was:

One die each for the value £200, £100, £50, £40, £30, £25, £20, £12, £10, £5, £4, £2, £1 10s, 18s, 15s, 10s, 9s, 8s, 7s 6d, 6s, 5s, 4s, 3s, 2s 6d, 2s, and 1s. Two dies

each of the values £3 and £1. Three dies each of the 6d and 3d values, and 5 dies of the 1d value.

A letter from De La Rue of 8 April 1902 enclosed designs for two types of dies, adding: 'These designs accurately follow the stamps in use, with the exception of the substitution of the King's head and the introduction of the Imperial crown.' De La Rue continued that they would hope to have the dies completed in six to seven months after receiving approval. The price would be £9 10s per die. The next reference to the Embossing Dies is a De La Rue letter of 10 April, 1902. This letter is acknowledging the letter from the Agent General of the Cape of Good Hope of the previous day approving the designs for the Embossing Dies, and De La Rue asks for the designs to be returned for the engraver to work from. The designs were returned the following day.

The designs were very similar to the designs for some of the Victorian embossed stamps, with the substitution of the effigy of King Edward VII for that of Queen Victoria. For the large sizes, a die proof of the Queen Victoria £100 stamp was used, with the head of King Edward VII superimposed over that of Queen Victoria. This still had the date of the original die proof of Queen Victoria hand stamped above it, 25 August 1888. From this a photographic essay was produced, dated 8 April 1902. This was mounted on a card 90 mm wide and 115 mm high. A similar photographic essay was produced for the smaller size embossed stamps, but no date of the previous Queen Victoria die proof is incorporated.

Unfortunately, both of these items were lost in the mail between Edinburgh and London in March 1999. There may have been duplicate copies which still exist, but this is not known. Equally, the original with the superimposed head of King Edward VII, may still be in existence.

The dies were invoiced on 20 October, 1902, at a total of £366 9s 8d for the 41 dies. The Cape enjoyed a contractual discount with De La Rue, hence the total price being lower than 41 times the quoted cost per die. They were shipped from Plymouth on 6 November, and arrived in Cape Town on 14 December 1902.

Usage of Embossed Revenue Stamps

All the values were valid for use in parallel with the adhesive revenue stamps, from a regulatory point of view. The low values, especially the 1d, were embossed without colour and were used on receipts and cheques and other small documents. The small size of the document seldom having space for coloured embossing, which, had it been used, would have obliterated some of the relevant information.

The use of embossed stamps was obviously confined to the main stamping office in Cape Town, as it was necessary to have a sufficient volume of documents for stamping to justify the stamping (or embossing) press, and also there was, in most cases, only one stamping die for a particular denomination. So these would be used for things like licenses, which were the main use of embossed revenue stamps (Fig. 8.2). Legally, licenses could also have the license duty paid using adhesive revenue stamps.

Despite the report from De La Rue, the Cape Government obviously felt comfortable to continue to use the embossed revenue stamps throughout the Edwardian period. The Stamp Act refers to this as stamped paper (as opposed to having adhesive stamps affixed). None of the other South African Colonies (or the Union of South Africa) embraced the use of embossed revenue stamps. The one exception being the use for low value cheque or receipt stamps.

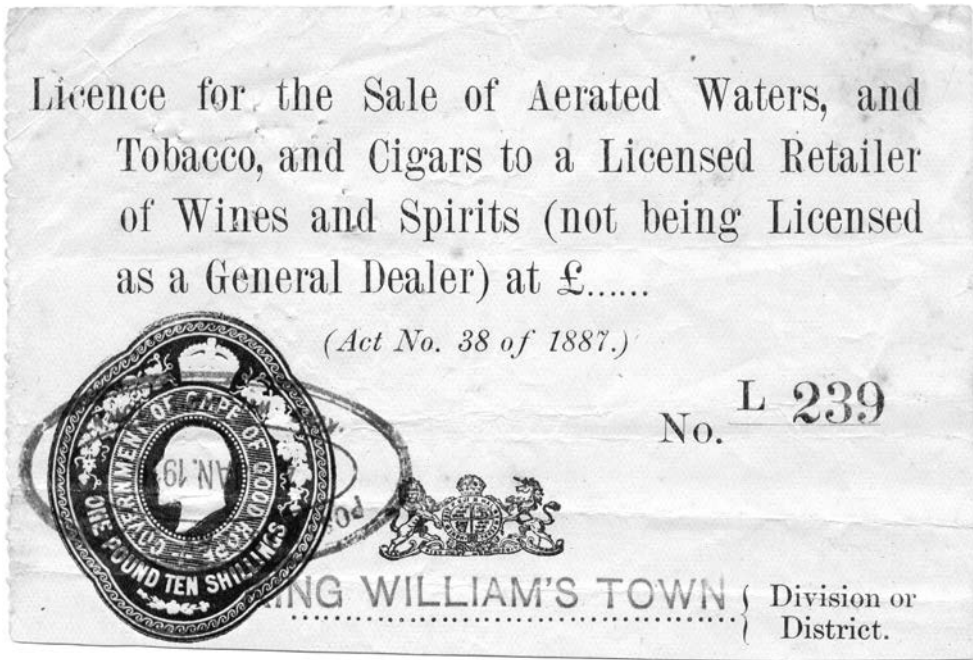


Fig. 8.2 Example of a license document.

Usage of both embossed revenue stamps and adhesive revenue stamps are covered under the section in Chapter 9 on Adhesive Revenue Stamp Usage, since they were generally used interchangeably.

9

Adhesive Revenue Stamps

Development

In the initial correspondence referred to in Chapter 4, W. A. Collard, the Deputy Assistant Treasurer of the Cape Colony, wrote to the Agent General for the Cape Colony in London on 3 July 1901: 'I am to ask you to take steps for the substitution of the King's Head design for the present Revenue Stamp design.' This letter was attached to the one that the Agent General sent to De La Rue on 24 July, where he asked for the cost of making this substitution.

De La Rue responded the next day, advising that they would need to engrave a key die for the revenue stamp, costing £50, and make a key plate at £76. This relatively low cost was for using exactly the same duty plates as for the then current series with the figure of Hope Standing, and the key die of the King's Head would be made from the same original head die engraved for the postage stamps.

De La Rue continued by advising that the die and plate for the revenue stamps could be ready within six months of receiving instructions to go ahead. They also promised to submit a design the following week. This was submitted on the 31 July 1901, along with a photographic copy for the Cape Government to retain in their correspondence files.

The next day, 1 August 1901, Spencer Todd, the Assistant Agent General in London wrote to De La Rue. He quoted a cable from the Treasurer in Cape Town, received the previous day:

Instruct Thos. De La Rue and Co. to prepare and submit designs each denomination Postage and Revenue stamps with King's Head with estimate. Values bold figures on top, values in words on bottom.

Spencer Todd goes on to say that the De La Rue letter of the previous day enclosing the designs had enabled the Agent General to cable back to the Treasurer saying: 'Excellent designs for both Postage and Revenue by this week's mail.' The Agent General also included the cost estimates provided by De La Rue in their letter of 25 July 1901 in the cable. But since the Treasurer, at that point apparently unaware of the communication of his Assistant Deputy asking for the King's Head design to replace the figure of Hope Standing, and of the estimates to do so provided by De La Rue, now asked for a new design and estimate of each denomination, with a specific request on how the value should be depicted. The Assistant Deputy Treasurer may just have been unclear what was required. His note was not very specific either, so the Agent General and De La Rue may have misinterpreted it. In either event, De La Rue now had the request for a design change for the new revenue stamps.

The Assistant Agent General, however, was not impressed by this request. He concludes his note to De La Rue with the comment:

I presume that if it should be desired, the figure denoting the value of the Revenue Stamp could be placed in each of the 2 upper corners of the Stamp under the word 'Revenue', although personally I prefer the value indicated on the tablet, below His Majesty's Effigy, as in the design at present in use for Revenue Stamps.

The word 'Revenue' was in each of the top corners of the submitted design proposal, and this is the reference to them in the Assistant Agent General's comment.

De La Rue promptly responded on the same day, obviously ignoring the comment from the Assistant Agent General, and understandably paying attention to the request of the Treasurer of the Cape Colony.

We find that we should not be able satisfactorily to insert in the Revenue Stamps duty tablets showing the value in figures at the top corners, as requested, and we propose therefore to furnish a new design, which we will hand to you in time for next week's mail.

This design would entail an extra cost of £360, over and above the estimate already given, viz. £20 each for 18 duty plates.

This quote for the cost of the 18 duty plates has not appeared previously in the Correspondence Book. It must have been in response to a request for new duty plates to go along with the new design with the effigy of King Edward VII, but this communication is not on file.

As promised, De La Rue sent a letter on 7 August 1901, submitting another design with duty tablets in the top corners showing the values in figures, and the value in words in the bottom tablet, as requested. They pointed out that they viewed this design as an alternative to their earlier submission. They suggested variations in the tablets for different duties by 'making some tablets solid with white figures, and as regards the bottom tablet giving coloured letters on white grounds.' A duplicate design was again enclosed for the Cape Government's files. The Assistant Agent General wrote on 8 August 1901 saying that he was sending the coloured design to the Treasurer of the Cape Colony. The word 'coloured' was underlined, so it would appear that the copy was again photographic.

On 19 August 1901, Spencer Todd (Assistant Agent General of the Cape Colony in London) again wrote to De La Rue, advising that considerable amounts of revenue stamps were in stock, so there was no urgent need for these. He then asked that work on the revenue stamps be postponed until he had heard from the Cape regarding which of the two design proposals was preferred.

The next communication to De La Rue on the revenue stamps from Spencer Todd was on 29 August 1901. He enclosed a copy of the covering letter he had submitted to the Cape with De La Rue's new design proposal on 8 August, which concludes:

It will be noticed that the word 'Revenue' does not appear on the design; but if you should prefer it to that submitted with my last letter, notwithstanding the additional cost of £360 its adoption will involve, and desire that the word 'Revenue' should figure thereon, I do not think there will be any difficulty in substituting that word for the word 'Government', now figuring before the words 'of the Cape of Good Hope'.

Certainly Spencer Todd was willing to have his views on the revenue stamp design known. His letter to De La Rue of 29 August 1901 also included a copy of the reply from the

Treasurer of the Cape Colony, which asked if the denomination and the word 'Revenue' could be printed at the foot of the stamp, as in the case of the postage stamp.

De La Rue, with their usual promptness, responded the next day, saying that they would submit two further alternatives, one with the word 'Revenue' on the key plate, and one with word 'Revenue' on the overprint (or duty) plate. Then on 12 September they submitted the new designs, marked A and B, with A having the word 'Revenue' on the duty plate, and B on the key plate.

A further letter from Spencer Todd on behalf of the Agent General to De La Rue on 24 September 1901 confirms the two alternatives of the third design had been forwarded to the Cape, and he enclosed a copy of a letter to the Agent General from Henry de Smidt, Assistant Treasurer of the Cape Colony, dated 4 September 1901. This letter refers to the revenue stamps, and confirms that the Treasurer approved the additional expenditure to have the revenue stamps designed 'in accordance with the Treasurer's wishes.' It also comments:

In regard to the design for the Revenue Stamp Sir Gordon Sprigg is of the opinion that it should be designed on similar lines to that of the Postage Stamps, especially in regard to the denomination being shown in figures in each of the top corners and the value in words as well as the word Revenue at the foot of the Stamp.

Sir Gordon Sprigg was the Prime Minister of the Cape of Good Hope. It would seem that prominent people were taking a direct interest in the design of these stamps, and explains why the design changes were being requested.

On 2 October 1901 De La Rue received a copy of a somewhat confusing cable from the Cape Colony Treasurer: 'Revenue Stamps design B approved with type of mosaic similar to type A if possible.' On 4 October 1910 De La Rue asked for clarification, and asked for the designs to be returned for their engraver to work from. A cable of 9 October provided the clarification: 'Revenue stamp design B approved provided lettering Twenty Pounds of design A substituted.'

A poor quality photocopy in the De La Rue Correspondence Book shows a partially obscured manuscript note on the bottom of the design B card saying '...design has been altered to ...of 9th October 1901 page ...' This is presumably the requested correction made on what appears to be the original design B.

The design now having been approved, but with no immediate need for additional revenue stamps in the Colony, things moved slowly. The key die was engraved and the key plate prepared, but nothing more was done on the duty plates (sometimes called overprint plates by De La Rue, as they were used to 'overprint' the respective duties, or values, onto the sheets of stamps printed using the key plate).

On 25 June 1902 a requisition for revenue stamps for the next financial year was entered, stating that these should be printed from the new King's Head design plates. This seemed to have spurred De La Rue on, and their letter to the Agent General for the Cape Colony of 23 September 1902 reads:

With reference to the new Revenue Stamps which we have in hand for you, we beg to enclose designs showing the manner in which we propose to carry out the Duty overprint plates, and shall be glad to hear whether they meet with your approval. We will arrange to use the same colours as in the previous series.

Approval was received on 29 September 1902. As usual, De La Rue asked the next day for designs to be returned for their engraver to work from. These designs followed the pattern of being prepared in duplicate. This particular design sheet marked 'Duplicate' was lost in the mail between Edinburgh and London in March 1999.

In recent years the Cape Colony had cut back on the number of revenue stamp denominations for 33 to 18. The intent was for the issue of the new Edwardian revenue stamps in all 18 denominations, ranging from ½d to £20.

Accordingly dies and plates were prepared for all the denominations. Work started on the key plate on 3 January 1903, and on the duty plates on 13 February 1903, with the first plates ready by 23 March, and the balance by 24 September 1903. The first key plate was damaged, and a second had to be made. Since this was not charged to the Colony, and the Work Book die proof only shows the date 'June 14', it is not clear in which year this occurred. This item too was lost in the mail between Edinburgh and London on March 1999.

None of the typical die proofs in the various states on cards have been noted for any of the Edwardian revenue stamps, but De La Rue would have followed the same work steps as used for the postage stamps.

Since the Cape Government had excess supplies of revenue stamps at the time, some of these denominations would never be printed. The plates for the four values that would not be printed, the 12s, £4, £5 and £10, were invoiced on 4 September 1903. The £10 duty had also not been printed, despite a plate being made, in the previous Hope Standing issue. For the three lower values the Hope Standing stamps (or any of the earlier Queen Victoria stamps still in stock) were used, while for the £10 value the 1884 Queen Victoria issue was used. These stamps remained in use throughout the remainder of the life of the Cape Colony, and were included in presentation sets of the then current stamps at the time of the formation of the Union of South Africa in 1910.¹ The first Edwardian revenue stamps were shipped from London in May 1903, so would have first come available for use in the Colony around the middle of 1903.

Material from the De La Rue Records

Material was preserved in the De La Rue Records, with much of the Cape (and indeed the other Colonial material) surviving the bombing and resultant devastating fire that destroyed the De La Rue Works and headquarters in London on the night of 29 December 1940. With the material now dispersed, it is worth attempting to record what is still believed to be in existence. There seems to be much less revenue material from the De La Rue Records about than there is from the postage stamps.

There are three main categories of material. That from the Striking and Work Books, which were De La Rue's internal work records. That from the file records, which were the various die proofs in their various states. That from the Correspondence Books, which were the proposals sent to the Colony for selection and approval. The Correspondence Book material was often prepared in duplicate, one copy being retained, while the other was sent to the Cape Agent General.

Striking and Work Books The Striking Book items were single copies of die proofs stuck into the Book, with the work instructions written alongside, often dated, sometimes with both the date the job was placed into the work programme, and the date it was completed. Once the job had been completed the die proof usually had a red line ruled across it, designating that the job was now done, and had been written up in the Private Day Book. These are among the more scarce items, as there was only one copy in existence for each plate made. They are usually cut down, presumably to not take too much space in the Work Book.

¹ See Chapter 10 on Specimen Stamps.

The instructional markings were often across a larger piece, applying to more than one die proof. Each of the duty plate dies have the manuscript note '120 leads & 2 extra', the King's Head key plate dies have the note for 120 leads as well, but the die for the first plate has '& 6 extra', while that for the second plate has no requirement for extra leads to be struck, it is also has the note 'No. 2 No Charge'. The items recorded are shown in Table 9.1. (These were unfortunately all lost in the mail between Edinburgh and London in March 1999).

Only 14 of these plates were ever used, the 12s, £4, £5 and £10 never being needed as sufficient of the stamps of the previous issues were still available.

Similar cut down die proofs to those shown for the postage stamps must have also been included in the Work Book for the revenue stamps, but none of these have been traced. These were the ones believed to have been approved by De La Rue before proceeding with the hardening process. They were initialled and dated, then cut down and stuck into the Work Books. Only

one of these was in the De La Rue reference collection, it was a cut down die proof of the revenue key die with blank value tablets, was dated 'Dec 23 1902' in manuscript, and initialled. Its present whereabouts are unknown. The postage items are reported to be survivors from a Work Book that was partially destroyed in the fire of 29 December 1940. If this is correct, then the rest of revenue equivalents may not have been so fortunate, and may have been destroyed.

File Records These were die proofs normally on the standard De La Rue glazed card (92 mm wide and 60 mm high). They usually showed the state of the die (BEFORE HARDENING, AFTER HARDENING, or AFTER STRIKING), and the date the proof was made. The die state and the date, were usually hand stamped in black, or occasionally in blue. These were sometimes initialled, and some had some other information noted in manuscript as well. However, none of these have been noted for the Cape of Good Hope (or the Transvaal or Orange River Colony) revenue stamps. They were either never made, which would seem unlikely, or were destroyed or lost.

There were also the De La Rue file copies of each of the issued stamps, stuck into the record book. These too were lost in the mail between Edinburgh and London in March 1999. De La Rue usually also had similar file copies hand stamped SPECIMEN, but these have not been seen for the Cape of Good Hope, so we do not know if they existed.

Ink Recipe Books The recipes for most of the values have been noted, so probably all are still in existence. Those recorded so far are the 1d, 3d, 6d, 1s, 2s, 2s 6d, 3s, 5s, 7s 6d, 10s 12s, £1, £2, £4, £5, £10 and £20. It is interesting to note the recipes for the 12s, £4, £5 and £10 are on file in the Ink Recipe Book, even though they were never actually printed.

Die Proof	Work date	Completion date
Key plate 1	3 Jan 1903	23 Mar 1903
Key plate 2	14 June (no year)	No date noted
½d plate 1	7 May 1903	24 Sep 1903
1d plate 1	13 Feb 1903	23 Mar 1903
3d plate 1	8 May 1903	24 Sep 1903
6d plate 1	18 Feb 1903	23 Mar 1903
1s plate 1	20 Feb 1903	23 Mar 1903
2s plate 1	18 Feb 1903	23 Mar 1903
2s 6d plate 1	9 May 1903	24 Sep 1903
3s plate 1	13 Mar 1903	23 Mar 1903
5s plate 1	16 Mar 1903	23 Mar 1903
7s 6d plate 1	12 May 1903	24 Sep 1903
10s plate 1	13 May 1903	24 Sep 1903
12s plate 1	12 Aug 1903	24 Sep 1903
£1 plate 1	9 June 1903	24 Sep 1903
£2 plate 1	12 June 1903	24 Sep 1903
£4 plate 1	15 Aug 1903	24 Sep 1903
£5 plate 1	27 Aug 1903	24 Sep 1903
£10 plate 1	4 Sep 1903	24 Sep 1903
£20 plate 1	16 June 1903	24 Sep 1903

Table 9.1 Striking Book Die Proofs

Correspondence Books These were the stamp designs prepared by De La Rue. There were no colour trials involved, as the stamps all used the same colours for each denomination as the previous issue did. Not all of the designs may have survived. Whatever is known about the material is noted.

31 July 1901

A manuscript dated design proposal mounted on a card 95 mm wide and 129 mm high. The design was for a key plate with the duty left blank in the identical shape as for the previous issue of Hope Standing. At this point the intent was to utilise the duty plates from the Hope Standing issue, in all the same denominations. The poor quality photocopy in the Correspondence Book shows it marked as a duplicate, the original having been sent to the colony on a sunken card measuring 58 mm wide and 79 mm high. De La Rue sometimes asked for the designs to be returned, which may have been done in this case too, so both designs could have remained in De La Rue's possession. A photographic copy was also submitted to the Cape Government. The only one known to survive was the original essay on the sunken card. It is a composite of a photograph of the King's head, a crown cut out and pasted on to the base, which is a die proof of the previous 'Hope Standing' issue. The additions are then hand painted onto this composite (Fig. 9.1).



Fig. 9.1 Composite essay for the design of the revenue stamps.

7 August 1901

An alternative manuscript dated design proposal mounted on a card that appears to be smaller than that of the first design proposal, but the quality of photocopy in the Correspondence Book is too poor to be sure. This one has the value tablet with '£20' in each of the top corners, and the words 'Twenty Pounds' at the base. This would mean a new set of duty plates would need to be made. The colours would have been those intended for the £20 value, which were green with red value tablets. The word 'Revenue' was not included in the design. This was again presumably produced in duplicate, and it is believed that a photographic copy was again included. It is unclear if any of these items still exist.

12 September 1901

A further two design proposals marked A and B, manuscript dated, mounted on a similar card, with the poor quality photocopy in the Correspondence Book making the size unclear. Design A had the word 'Revenue' on the duty plate, and design B having it on the key plate. Again it is probable that duplicates were made, and that a photographic copies were supplied, but we do not have the evidence to confirm that.

9 October 1901

The cable of this date confirmed that design B was approved, but with the lettering of design A substituted for that on design B. As far as can be ascertained from the Correspondence Book, no new design was submitted, but that one, or both, of the original design B items was changed to the design A lettering. There is, again, a poor quality photocopy of this in the Correspondence Book.

23 September 1902

A sheet, in duplicate and manuscript dated, showing the proposed design for all the eighteen duties. After approval, De La Rue, as usual, asked for the designs to be returned. The duplicate copy was lost in the mail between Edinburgh and London in March 1999. It is unclear if the other copy has survived. No photographic copy was referred to, so probably none was submitted.

The Printing Requisitions

The Cape Government entered an annual requisition for revenue stamps. This was based on the Cape's financial year, which went from 1 July to 30 June.

Requisition No. 8505, for the 1902–03 financial year, was dated 25 June 1902, and was for the following numbers of stamps, the first with the King's Head design:

5s	72,000	1s	360,000
3s	72,000	6d	672,000
2s	72,000	1d	1,200,000

Requisition No. 9245, for additional numbers of stamps for the 1902–03 financial year, was dated 11 March 1903, and was for the following numbers of stamps:

£20	12,000	5s	96,000
£2	12,000	3s	96,000
£1	24,000	2s 6d	12,000
10s	120,000	2s	120,000
1s	240,000	1d	960,000
6d	720,000	½d	12,000
3d	120,000		

Requisition No. 9564, for the financial year 1903–4, was dated 10 June 1903, and was for the following numbers of stamps:

2s 6d	36,000	3d	144,000
2s	108,000	1d	840,000
6d	720,000		

Requisition No. 24, for additional numbers of stamps for the 1903–4 financial year, was dated 21 October 1903, and was for the following numbers of stamps:

£2	12,000	3s	60,000
£1	12,000	3d	180,000
5s	84,000	1d	1,500,000

Requisition No. 308, for an order of revenue stamps, dated February 1904, and was for the following numbers of stamps:

£2	12,000	2s 6d	36,000
£1	24,000	2s	12,000
10s	12,000	6d	300,000
5s	36,000	3d	120,000
3s	48,000	1d	1,728,000

The Cape Treasury seems to have stopped making or designating requisitions for each financial year, and placing a requisition for revenue stamps as they were needed.

Requisition No. 1183, for an order for revenue stamps dated June 1905, and was for the following number of stamps:

£1	60,000	2s 6d	48,000
10s	60,000	2s	48,000
5s	72,000	6d	840,000
3s	72,000	1d	120,000

Requisition No. 1239, for an order for stamps dated 12 July 1905, and was for the following number of stamps:

2s 6d	48,000	2s	48,000
-------	--------	----	--------

Requisition No. 1645, for an order for stamps dated 7 February 1906, and was for the following number of stamps:

2s	156,000	1s	900,000
----	---------	----	---------

Requisition No. 1899, for an order for stamps dated 16 May 1906, and was for the following number of stamps:

7s 6d	60,000	6d	732,000
5s	48,000	3d	24,000
3s	48,000	1d	1,680,000

Requisition No. 2090, for an order for stamps again designated for a financial year, this time 1907–8, dated 8 May 1907, and was for the following number of stamps:

10s	60,000	1s	144,000
5s	72,000	6d	828,000
3s	84,000	3d	108,000
2s 6d	60,000	1d	852,000
2s	144,000		

Requisition No. 3423, for an order for stamps dated 13 May 1908, and was for the following number of stamps:

£2	16,800	2s 6d	156,000
£1	65,100	2s	240,000
10s	96,000	1s	324,000
7s 6d	48,000	6d	1,428,000
5s	108,000	3d	324,000
3s	120,000	1d	3,168,000

Requisition No. 3671, for an order for stamps dated 14 October 1908, and was for the following number of stamps:

1d	1,200,000	½d	288,000
----	-----------	----	---------

Requisition No. 4086, for an order of stamps again designated for a financial year, 1909–10, dated 17 May 1909, and was for the following number of stamps:

£2	12,000	6d	600,000
2s	108,000	3d	108,000
1s	360,000		

This was the last requisition from the Cape of Good Hope Government.

Requisition No. 1476, for the order of Cape Colony revenue stamps, entered by the new Union of South Africa Government, as the new South African revenue stamps were not yet ready. This was dated 22 February 1911, and was for the following number of the Cape of Good Hope revenue stamps:

5s	60,000	1d	1,750,000
6d	900,000		

Requisition No. 2397, for the order of Cape Colony revenue stamps by the South African Government. This was dated 31 July 1911, and was for the following number of stamps:

5s	300,000	6d	600,000
1s	1,200,000	1d	1,800,000

That was the last of the requisitions for the revenue stamps of the Cape of Good Hope. De La Rue tended to produce a few more sheets than were actually ordered, and then ship and invoice the full printing, so the number printed was usually a little above that on the requisition. The exact number printed and shipped is available in the De La Rue Private Day Books, but this has not been recorded here.

The Stamps

In summary, the first stamps were available from mid 1903. They were all printed in sheets of 120 stamps (a single pane of 10 rows of 12 stamps), on paper with the traditional Cape watermark of a Cabled Anchor (a larger version than the postage stamps). Inverted watermarks may exist. The 1d and 6d are known printed on unwatermarked paper. There may also be other values on paper without a watermark. The perforation of the stamps was 14 (that is 14 perforation holes in a 2 cm length).

Due to the printing of the central vignette in doubly fugitive ink, stamps soaked off documents will have a paler, or much more faded colour of the central vignette than those not subjected to soaking in water. Only basic colour descriptions are used. The colours of the stamps were:

½d	lilac and green	3s	lilac and green
1d	lilac and red	5s	lilac and black
3d	lilac and orange	7s 6d	lilac and olive-green
6d	lilac and violet	10s	dull green and orange
1s	lilac and blue	£1	dull green and brown
2s	lilac and brown-orange ²	£2	dull green and olive-green
2s 6d	lilac and red	£20	dull green and red

The month of shipment of each denomination was:

May 1903	1d, 6d, 1s, 2s, 3s and 5s
October 1903	½d, 3d, 2s 6d, 7s 6d, 10s, £1, £2 and £20.

Several printings of each were made, resulting in shades of each duty. The 1d, was the most frequently used, but there were no additional plates needed, so, all values would seem have required only a single plate. The only second plate was the replacement of the damaged key plate.

² Barefoot, J. (Ed.). *British Commonwealth Revenues*, 7th Edn, York: The Editor, 2002, p. 275 incorrectly shows this as lilac and purple.

As per the requisitions, several printings were made:

½d	2 printings	3s	8 printings
1d	12 printings	5s	10 printings
3d	8 printings	7s 6d	3 printings
6d	11 printings	10s	4 printings
1s	7 printings	£1	5 printings
2s	10 printings	£2	5 printings
2s 6d	7 printings	£20	1 printing

The £20 had only one small printing of 12,000 ordered (but 12,200 actually printed), making it the most rare of the Cape Edwardian revenue stamps. In fact, considerable stocks of the stamps of the old designs were still on hand. So, at times, the Edwardian stamps were withdrawn to help use up the old stocks. Much of the time both the old and the new stamps were in concurrent use. This was very much a case of over enthusiasm by the Cape Government, as the old revenue stamps were theoretically ageless, depicting the figure of Hope Standing. So, unlike the other three Colonies, where Natal had the effigy of Queen Victoria, and the Orange River Colony and the Transvaal only had overprinted stamps of the former Boer Republics, there was no urgency to replace the old Cape revenue stamps. As previously noted, not all the values for which plates were made were printed, the 12s, £4, £5 and £10 were never needed.

As it turned out, some of these old values were still in use at the formation of the Union of South Africa in 1910. A presentation set handstamped 'Specimen' at the time of Union show some of the old revenue stamps instead of the Edwardian issue, some because they were never printed, and the £20 value, presumably because that was all that was still in stock at the time.³

More from the Correspondence Books

There is more of interest in the Correspondence Books. Fraud continued to be of concern to all involved with the use of both embossed and adhesive revenue stamps. This was a subject of various communications between the Cape Government and De La Rue involving the adhesive revenue stamps.

On 30 June 1905, De La Rue wrote to the Cape's Agent General saying that for several years they had been seeking ways of better protecting the stamps printed in doubly fugitive inks against fraud. They had found that 'by treating the paper before printing in a special manner, the obliteration is fixed much more efficaciously than if the stamps were printed on plain paper.' This was presumably the process known as chalk surfacing. They continued by saying that they had submitted stamps so printed to their Consulting Chemist, Dr. Hugo Muller, and were enclosing his report for the information of the Cape Government.

They went on to say that the British and Colonial doubly fugitive stamps were now printed on this specially treated paper, thus affording much more protection for their revenue stamps. They then proposed to do the same for the Cape revenue stamps from then onwards. De La Rue also stated that these better protected stamps would be supplied at no additional cost.

Dr. Muller's report confirms these claims, and considers the development a great advance upon the stamps that were printed on plain paper. In part, his report says:

³ See Chapter 10 on Specimen Stamps.

I find that you have in preparing the new stamps submitted the paper to a preliminary treatment which fixes the obliteration in a much more effective manner than the ordinary paper and consequently increase the difficulty of removing the writing ink to such an extent that in my opinion the stamps for all practical purposes meet the object you have in view.

Despite Dr. Muller's disinterest in the use of short concise sentences, his message is quite clear. The risk of having a manuscript obliteration removed, and the stamp being reused was now greatly reduced.

A situation arose soon after the 31 May 1910 formation of the Union of South Africa. A letter to De La Rue on 11 July 1910 from the London office of the High Commissioner for the Union of South Africa, Cape Department (this was the equivalent of the Cape's Agent General's Office), referring to 'the alleged sale of used Revenue stamps as unused.' This was explained in an enclosed letter from the Acting Under Secretary of Finance in Cape Town, dated 21 June 1910:

I have the honour to inform you that it has been reported to the Treasury that the defacing marks on Revenue Stamps of this Province are being removed and the stamps sold again as unused.

The matter was communicated to the Criminal Investigation Department and gone into carefully with the result that the Commissioner of Police came to the conclusion that it would be a matter of impossibility to remove the cancelling from Revenue Stamps on account of the latter being printed in doubly fugitive ink, which is of such a nature that any attempt to clean stamps would result in the ink in which the stamps themselves are printed first disappearing.

It has been found, however, that it is possible in some cases to remove the marking on these stamps, and specimens have been obtained on which the marking has been removed by placing them in a basin of water for a few hours and then drying between blotting paper; no rubbing was resorted to. The obliteration of these stamps had been made by a rubberstamp, such as is used by many business establishments, and which is recognised under the Stamping Regulations of this Province.

It would seem the police were not infallible! The letter continues to say that the specimens with the obliteration so removed were not enclosed, as they were required for further police investigations. It also asks for De La Rue's comment, given that their contract with the Cape Government had indicated that the doubly fugitive ink would be sufficient prevention against this kind of fraud.

De La Rue replied on 14 July 1910:

We beg to say that it appears to us that the stamps complained of have been obliterated by means of a rubberstamp with aniline ink. Aniline ink, although we do not find it soluble in water, is easily removed by spirits of wine, and this is well known. Consequently Governments, as a rule, make it obligatory to cancel stamps either by means of writing ink or Post Office obliterating ink.

The only means of safeguarding your stamps against the removal of an aniline obliteration would be to print the duties in an ink which changes colour when treated with spirit. This is the plan recently adopted by the English Government. On Appendix hereto we give various colours showing the change which takes place when so treated.

Interesting to note that in 1910, De La Rue still refers to the English Government, rather than the British Government. The Cape Authorities were not yet satisfied, and on 18 July wrote back, feeling that their question on the contract with De La Rue had not been addressed.

De La Rue responded on 20 July 1910, saying that aniline inks had not been in use in April 1893 when the contract with the Cape Colony had been signed. They also confirmed that after testing, they still found that they were unable to remove aniline ink obliterations by means of water.

No more correspondence appears to have taken place on the subject. The last order for Cape revenue stamps was placed later that month, on 31 July 1910. This was to help supply the needs prior to the issue of the first South African adhesive revenue stamps. Since this was the end of the supply of Cape revenue stamps, it was probably not deemed worth any further communication.

Revenue Stamp Usage

Until recently, there has been little interest in the collection of revenue stamps. As a result, much potentially interesting material was discarded. What often tended to survive, were the higher value stamps, as these were usually used on things like title deeds and other documents that it was necessary to preserve for reasons other than the revenue stamp. Consequently, the low value stamps with the most common usage, are often the more difficult to find, as these were usually discarded when the document was no longer needed.

The Cape was the mother colony, in which the various fiscal duties and fees had been evolved over several decades. This provided the basis for the fiscal regulations of the other three South African Colonies and other neighbouring British Territories, and ultimately for the Union of South Africa.

From a regulatory point of view, all the values of embossed and adhesive revenue stamps were valid for use interchangeably.

The revenue stamps were never officially authorised for postage use, although some may have been incorrectly used this way. A crudely forged 'Postage' handstamp is known on the 1s and the 3d value (Fig. 9.2).



Fig. 9.2 Crudely forged 'Postage' handstamp on 3d.

Cape Postage Stamps Used for Revenue Purposes

The Cape Edwardian postage stamps were not generally intended for fiscal use, but this did occur. The use of postage stamps for receipts was made legal according to the Government of the Cape of Good Hope Act 20 of 1884, section 7:

It shall be lawful for any person, granting a receipt for payment of money, to use for the purpose of the Stamp Duty thereon required by Tariff 16 of Schedule 2 of this Act, either a Revenue or a Postage Stamp...

The schedule referred to required that every receipt for payment of money when the sum exceeded £1, have a 1d stamp duty paid by the affixing of an adhesive stamp. This continued to be the regulation throughout the rest of the life of the Cape Colony, and subsequently into the Union of South Africa.

The Cape Colony did have both a ½d and a 1d denomination revenue stamp, and continued to have these denominations throughout the period. So, presumably the



Fig. 9.3 The 1d postage stamp correctly used to pay the receipt duty.

regulation permitting the use of postage stamps on receipts was to simplify things for the people issuing the receipts. Receipts would have been by far the most common usage of revenue stamps.

Since only the 1d, or a pair of $\frac{1}{2}$ d stamps could be used to make up the 1d receipt rate, these were the only denominations of postage stamps officially authorised for fiscal use (Figs. 9.3 and 9.4). Very few of these have survived, especially the $\frac{1}{2}$ d, as a pair of these would only be used when the person issuing the receipt did not have a 1d postage stamp (or perhaps a 1d or a pair of $\frac{1}{2}$ d revenue stamps) to hand.

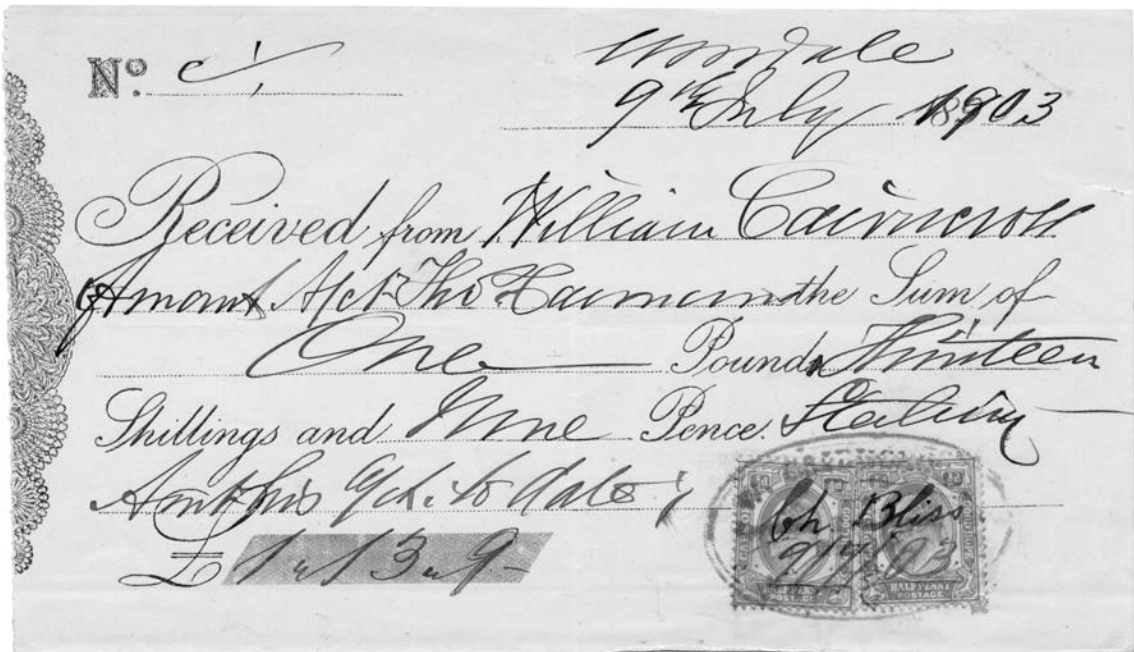


Fig. 9.4 A pair of $\frac{1}{2}$ d postage stamps correctly used to pay the receipt duty (reduced).

Payment of Fiscal Duties and Fees

This was the intended purpose of the Edwardian revenue stamp issues. These stamps were used for a wide range of fees and duties. Many of these were graduated according to the size of financial transaction, type of license applied for, and numerous other yardsticks. Even a general overview of all of these is rather complex. So, this has been included as Appendix 1 at the end of the book as a summary of the main stamp duty and fee related Acts. In summarising these sometimes lengthy documents, some clarity is lost, but it does provide a reference that covers most situations. The information is also readily available from the copies of the relevant Acts.

The basic Act still in force in the Cape Colony during the Edwardian period was Act Number 20 of 1884, which was titled: 'Act to Amend the Law relating to Stamp Duties and Fees of Office, and to provide for a Rebate on Customs Duty'. This, along with Act No. 43 of 1898, titled 'Act to Amend the Law relating to Licenses and Stamps' were the most recent significant amendments to the basic Stamp Act of 1864, and the other subsequent amendments to that Act. Further amendments continued to be made up to and during the Edwardian period.

The broad categories requiring payment of duties or fees using revenue stamps included:

- Agreements, like leases
- Arbitrations and Awards
- Bills, Notes and Cheques
- Court Fees
- Brokers' Notes
- Donations
- Transfers and Mortgages
- Liquidation Accounts
- Customs
- Insurance Policies
- Wills
- Land Grants and Rents
- Licences
- Miscellaneous, like antenuptial contracts and power of attorney

Each of these categories had numerous duties or fees, many graduated, some of which were also amended during the period.

10

Specimen Stamps

Universal Postal Union

The Cape of Good Hope joined the Universal Postal Union (UPU) in 1895. However, they are reported to have taken the unusual step of supplying the UPU with specimen stamps of the Cape, without the precaution of having them overprinted with the word SPECIMEN. However, the UPU Circulars make no mention of the distribution of Cape of Good Hope stamps during the Edwardian period, and none are in the UPU Collection. They may have been distributed directly to the UPU member countries by the Cape authorities, but no evidence of this has been located. If they were supplied without a specimen handstamp or overprint, they may have served their purpose of being the reference for the countries to which they were distributed, or they may have ended up being used for free postage somewhere along the way.

It is probable that some Receiving Authority would have marked some of these stamps received as specimens, but none have yet been recorded.

Specimen Stamps

The only presently recorded specimen stamps of this period are the handstamped De La Rue reference specimens, and two different types of handstamped presentation specimens.

De La Rue Reference Specimens These were handstamped in violet, with the Samuel¹ type D15 rubber hand stamp. Only one copy of each is believed to exist. According to Samuel, these were in the De La Rue collection, and are incomplete (not all values still exist), as they were taken from an album which was damaged by the fire resulting from the 1940 bombing of the De La Rue premises. Samuel is a little confusing as he refers to them as his type D14 in the text (p. 95), but as type D15 in the checklist on the next page. They are in fact type D15 as noted above (Fig. 10.1).

The values known to exist are: ½d, 1d, 2d, 3d, 4d, 1s and 5s. The 2½d and the 6d values are missing.

Samuel also reports that a booklet pane with a large violet 'CANCELLED' handstamp across each vertical pair of 1d stamps was in the De La Rue reference collection (the De La Rue reference collection actually had all five panes with this 'CANCELLED' handstamp, as well as

¹ Samuel, Marcus. *Specimen Stamps of the Crown Colonies 1857–1948*, London: The Royal Philatelic Society, 1976.



Fig. 10.1 De La Rue reference specimens.

both front and back booklet covers without the handstamp). The present whereabouts of these items are not known, however, a photocopy has been noted.

Presentation Specimens There were two different types of these handstamps, both applied in South Africa. One is a small italic handstamp (Samuel type SA1), and the other is larger handstamp (Samuel type SA5). The small italic handstamp was the one used by the Cape Colony to handstamp specimens (for the Post Office record book) from other countries and colonies that were received without the word SPECIMEN either handstamped or printed on them.

A set of the King Edward VII stamps handstamped with Samuel type SA5 was presented to the Royal Empire Society. This is believed to have happened in 1910, and as far as can be ascertained, only one set was made (Fig. 10.2). A similar set of revenue stamps was also presented to the Society. Each of the other three South African Colonies also presented similar sets of both postage and revenue stamps to the Society.




Fig. 10.2 Set presented to the Royal Empire Society.



Fig. 10.3 Set with small italic specimen hand stamp.

The small italic handstamp (Fig. 10.3) was the same as that used to cancel the UPU specimens of the special 2½d stamps issued to commemorate the formation of the Union of South Africa in 1910. These Cape specimen sets are believed to have been prepared for presentation at the time of the formation of the Union. Why they were prepared, and who they were presented to, remains unknown.

What seems to have happened is that examples of the Cape stamps in use at the time of the formation of the Union were prepared as sets for presentation. Due to the surplus of earlier issues that continued to be available and used throughout the Edwardian period, some of these were used to make up the presentation sets. It is not known how many were made, but it is likely to have been very few.

The values recorded with this italic handstamp are the King Edward VII series ½d, 1d, 3d, 4d, 6d, 1s, and the 5s. The 2d and 2½d values were made up using the earlier Hope Seated issues (Fig. 10.3). This would suggest that no stamps of these values of the King Edward VII issue were available at the place and time these sets were made up. Also, the fact that the Table Bay carmine 1d value is also found with the same italic hand stamp suggests that perhaps not enough of the King Edward VII 1d stamps were at hand to make up the required number of sets, so that the Table Bay 1d stamp was substituted in at least one instance.

Revenue Specimens

The only presently recorded specimen stamps of the Edwardian revenues are the set presented to the Royal Empire Society. There were almost certainly a set of De La Rue reference specimens made, but if there were, nothing seems to be presently known about them.

The set presented to the Royal Empire Society were handstamped diagonally with the word SPECIMEN, Samuel² type SA5. They are believed to have been presented in 1910, at the time of the Royal Empire Society visit to South Africa. As far as can be ascertained, only one set was made. This was done for each of the four South African Colonies, with both a set of revenue and of postage stamps being presented. The Cape revenue set is quite revealing, in so far as it represented the revenue stamps in use around the time of the formation of the Union of South Africa. It has five of the eighteen values being either from the Queen Victoria or Hope Standing issues (Colour Plate 2).

² Samuel, Marcus. *Specimen Stamps of the Crown Colonies 1857–1948*, London: The Royal Philatelic Society, 1976.

11

Patent and Proprietary Stamps

Background

In September 1908 stamp duties were imposed on patent and proprietary medicines. The reason for the introduction of this stamp duty (and a series of other taxes), was that the Cape's finances were in a poor condition, and coming up to the National Convention to discuss a constitution for the Union of South Africa, the Cape's Prime Minister feared that the Cape's influence would be weakened at the Convention if the financial position was not being dealt with.¹ Initially the stamps for this use were printed locally, by The Cape Times Limited. The values of these stamps were 2d, 4d, 6d, 2s 6d, 4s 6d, 10s and £1. The stamp was designed by a man called Sturman, Chief Clerk of the Government Post Office, and the design was selected by the Cape Prime Minister, John Merriman, as the most suitable of the of the six designs submitted by Sturman. These revenue stamps were the only stamps issued during the Edwardian period that were printed locally.

The reason for the initial local printing was a desire to have the stamps available as soon as possible. The subsequent switch to De La Rue was based on cost and security, as De La Rue used especially watermarked paper and doubly fugitive printing inks.

In any event, it is not clear why special stamps were required at all. Either the normal revenue stamps could have been used, or if separate accounting was required by the Treasury, the normal revenue stamps could easily have been overprinted for this purpose. The official reason for this separate issue as quoted in *The South African News* of 1 October 1908 was 'The existing revenue stamps do not include some of the required denominations and the oblong shape is convenient for cancelling by hand, and will facilitate departmental apportioning of the revenue'. None of which is very convincing.

The law was amended in 1909, which then also required a 1d duty. This was supplied by overprinting the 1d postage stamp for this purpose, a far more practical solution.

Development

Act 39 of the Cape of Good Hope dated 18 September 1908 introduced the stamp duty on patent and proprietary medicines. The Cape authorities had been preparing to issue the new stamps in advance of the introduction of the new stamp duty.

On 9 September 1908, a note from the Assistant Treasurer to the Cape Times Ltd (the local printer), forwarding the selected design for Patent and Proprietary stamps, and advising

¹ Thompson, L. M. *The Unification of South Africa 1902-1910*, London: Oxford University Press, 1960, p. 140.

colours required. The 2d to 4s 6d in purple 'as on 1d revenue stamp', 10s and £1 in green 'as on 10s revenue stamp'. Lettering to be white on red (2d), yellow (4d), purple (6d), blue (1s 6d), red (2s 6d), green (4s 6d), yellow (10s) and dark brown (£1). The stamps were required to be printed in sheets of 120. The plates were to remain the property of the Treasury.

A letter of 16 September 1908 from the Assistant Treasurer to the Postmaster General asked him to 'Thank Mr. E. A. Sturman, Chief Clerk, in your Department' for the excellent design. A handwritten comment on this note in the Cape Archives says 'Sturman to assist him in designing Cigarette Duty Stamp'. (Such a stamp was never produced, but was obviously contemplated). A proof print from the engraving (in black) of the 2d was enclosed with the letter, and is still in the file in the Cape Archives. It shows the springbok with its tail in the air, has only one foreleg visible, and the belly protruding. On 17 September, Sturman proposed to have these corrected, and attached a drawing (no longer in the file).

In all, seven orders for these stamps were placed with the Cape Times Limited, dated from 9 September to 2 November 1908. The numbers of stamps ordered and delivered are summarized in Table 11.1.

The Cape Times was obviously unable to have the stamps ready in time for the introduction of the new stamp duty regulations, so, on 20 October 1908, a Minute, approved by the Governor stated: 'In terms of Section 6 of Act No. 39 of 1908 it is directed that Postage Stamps shall be used temporarily by persons exposing for sale receptacles containing Patent and Proprietary Medicines'. This, it goes on to say, was intended to apply until Post Masters throughout the Colony had a supply of the new Patent and Proprietary Medicine stamps available.

A Memo of 23 October 1908 showed that De La Rue was cheaper than the Cape Times for printing quantities below 50,000 and more expensive for larger quantities. Since De La Rue also used watermarked paper and doubly fugitive ink, it was recommended to switch to De La Rue.

On 20 November 1908, Government Notice No. 1295 of 1908 withdrew authority to temporarily use postage stamps for payment of the stamp duty in Patent and Proprietary Medicines.

On 10 March 1909 the Cape Times wrote to the Assistant Treasurer, and returned the engraved plates, and on 19 March 1909 confirmed that the transfers had been cleaned from Litho stones, and the stones reground. That was the end of the locally printed stamps.

On 30 October 1908 the Agent General of the Cape in London sent a letter to De La Rue:

I am directed to forward herewith for favour of early execution, an Indent for the supply of Patent and Proprietary Medicine Stamps, also a copy of a letter from the Treasurer, Cape Town.

The Treasurer particularly desires the earliest possible shipment of these Stamps, and I am to draw your attention to the remarks in the accompanying letter with regard to the design of these stamps.

The specimen stamps and sketch have been handed to Inspector Standridge.

It is not known whether this sketch has survived. It is possible that it was the sketch provided by Sturman on 17 September proposing improvements to the depiction of the

Denomination	Number ordered	Number delivered
2d	740,520	740,240
4d	490,320	490,160
6d	490,320	490,160
1s 6d	140,160	140,000
2s 6d	145,200	140,000
4s 6d	20,000	20,040
10s	20,000	20,040
£1	10,000	13,600

Table 11.1 Stamps ordered and printed locally by The Cape Times.

springbok on the initial stamps printed by the Cape Times. The specimen stamps referred to were the ones locally printed in the Cape. Inspector Standridge was the person employed by the Cape Government to inspect the Cape stamps printed by De La Rue. This was undertaken by the Crown Agents for the other three South African Colonies, but since the Cape was a self-governing colony, it worked directly with De La Rue.

The letter enclosed from the Cape Colony Treasurer was dated 7 October 1908, less than three weeks after the Act came into force, and asked for rapid completion of the order. After listing the denominations and number of stamps required by the Indent, he continued:

Specimen stamp of each denomination, printed in this Colony is enclosed for the guidance of Messrs. De La Rue & Company in manufacturing these stamps, the design and colours of these stamps should be followed by the manufacturers in executing this Requisition. It is however to be noticed that in the design forwarded the Springbok's tail is erect, this is an error, as this buck when leaping lowers its tail, and I am to ask you to instruct Messrs. De La Rue & Company to correct the inaccuracy when engraving the plates for these stamps, the following further points should be observed in the preparation of the plates:– the second foreleg to be shown slightly; to show some white on the forehead, under the mouth, and along the under portion of the body and also to reduce the girth of the latter, sketch herewith.

De La Rue responded on 3 November 1908, and enclosed their proposed design (Fig. 11.2) based on the instructions given, and pointed out:

This design is larger than the specimens sent, as we have all the necessary machinery for producing such sized stamps, whereas we could not produce stamps to the exact size of the specimens. Further your special watermarked paper could be brought in for the stamps of this size.

De La Rue was geared to produce stamps of either what they called postage size or what they called receipt size. In this case they were proposing a double stamp, the equivalent of a pair of postage size stamps side by side (Fig. 11.1). This way, the Cape's paper for postage size stamps with the Cabled Anchor watermark could be used, and would result in two watermarks per stamp.



Fig. 11.1 De La Rue stamp size compared to the Cape local printed example.

The costs were advised to be £65 for the original working die, £85 for a 120-set key plate 'of the superficial area of a 240 set postage stamp plate', and eight duty plates at £20 each. The stamps were to be printed in doubly fugitive ink, and the duty plates in singly fugitive ink. With De La Rue only offering doubly fugitive inks in green and lilac, these, like with the other revenue stamps were the only colour options.

However, the Cape Agent General was not satisfied with the design proposal (Fig. 11.2), and the next day, 4 November 1908, returned it and asked De La Rue:

To submit further designs showing rather more life and action. (Being) aware that the design submitted by you is a faithful copy of the small drawings received from the Colony, but the animal as depicted in the stamps made in Cape Town is much truer to life in springing action.



Fig. 11.2 De La Rue's first design proposal.



Fig. 11.3 The accepted design.

On 10 November 1908 De La Rue provided a further design. This too was not considered satisfactory, and the request came back from the Agent General asking:

Whether it would not be possible to make the head and neck, (especially the latter) of the Springbok, a little smaller?

The neck appears to be far too thick for the rest of the body, and the head and neck slightly too upright.

The stamp is sure to be much commented upon in the Colony where the Springbok is well known to everyone, and it is therefore desirable to have as natural and correct a representation as possible.

The 'life' and 'go' in the latest design is a great improvement.

De La Rue's third design attempt was submitted on 16 November 1908. Again this was not accepted, but the further corrections are not recorded, as these were done verbally. On 25 November 1908 the fourth design was submitted (Fig. 11.3). No doubt to De La Rue's relief, this fourth design was approved on 27 November 1908.

The depiction of the Springbok in the accepted design certainly was a significant improvement over the one first submitted.

Material from the De La Rue Records

Material was preserved in the De La Rue Records, with much of the Cape (and indeed the other Colonial material) surviving the bombing and resultant devastating fire that destroyed the De La Rue Works and headquarters in London on the night of 29 December 1940. With the material now dispersed, it is worth attempting to record what is still believed to be in existence.

There are three main categories of material. That from the Striking and Work Books, which were De La Rue's internal work records. That from the file records, which were the various die proofs in their various states. That from the Correspondence Books, which were the proposals sent to the Colony for selection and approval. The Correspondence Book material was often prepared in duplicate, one copy being retained, while the other was sent to the Cape Agent General.

Striking and Work Books The Striking Book items were single copies of die proofs stuck into the Book, with the work instructions written alongside, often dated, sometimes with both the date the job was placed into the work programme, and the date it was completed. Once the job had been completed the die proof usually had a red line ruled across it, designating that the job was now done, and had been written up in the Private Day Book. These are among the more scarce items, as there was only one copy in existence for each plate made. They are usually cut down, so as to not take too much space on the Striking Book page (Fig. 11.4).

The instructional markings were often across a larger piece, applying to more than one die proof (Fig. 11.4). Each of the duty plate dies have the manuscript note '120 leads & 2 extra', the key plate die has the note for 120 leads as well, but has '& 6 extra'. The second key plate has 'Mar 24, 120 leads, No. 2, to replace No.1, plate cracked, no charge'. So a new key plate was made around the end of March 1909. Although the year does not appear on the proof piece, the last printing of these stamps was 3 June 1909, so it could only have been in 1909. See Table 11.2.

Die Proof	Work Date	Completion Date
Key plate	Jan 9 1909	Feb 10 1909
Key plate	Mar 24 1909	Not known
2d plate	Jan 11 1909	Feb 10 1909
4d plate	Jan 14 1909	Feb 10 1909
6d plate	Feb 6 1909	Feb 10 1909
1s 6d plate	Jan 26 1909	Feb 10 1909
2s 6d plate	Feb 1 1909	Feb 10 1909
4s 6d plate	Jan 29 1909	Feb 10 1909
10s plate	Jan 21 1909	Feb 10 1909
£1 plate	Jan 18 1909	Feb 10 1909

Table 11.2 Striking Book Die Proofs

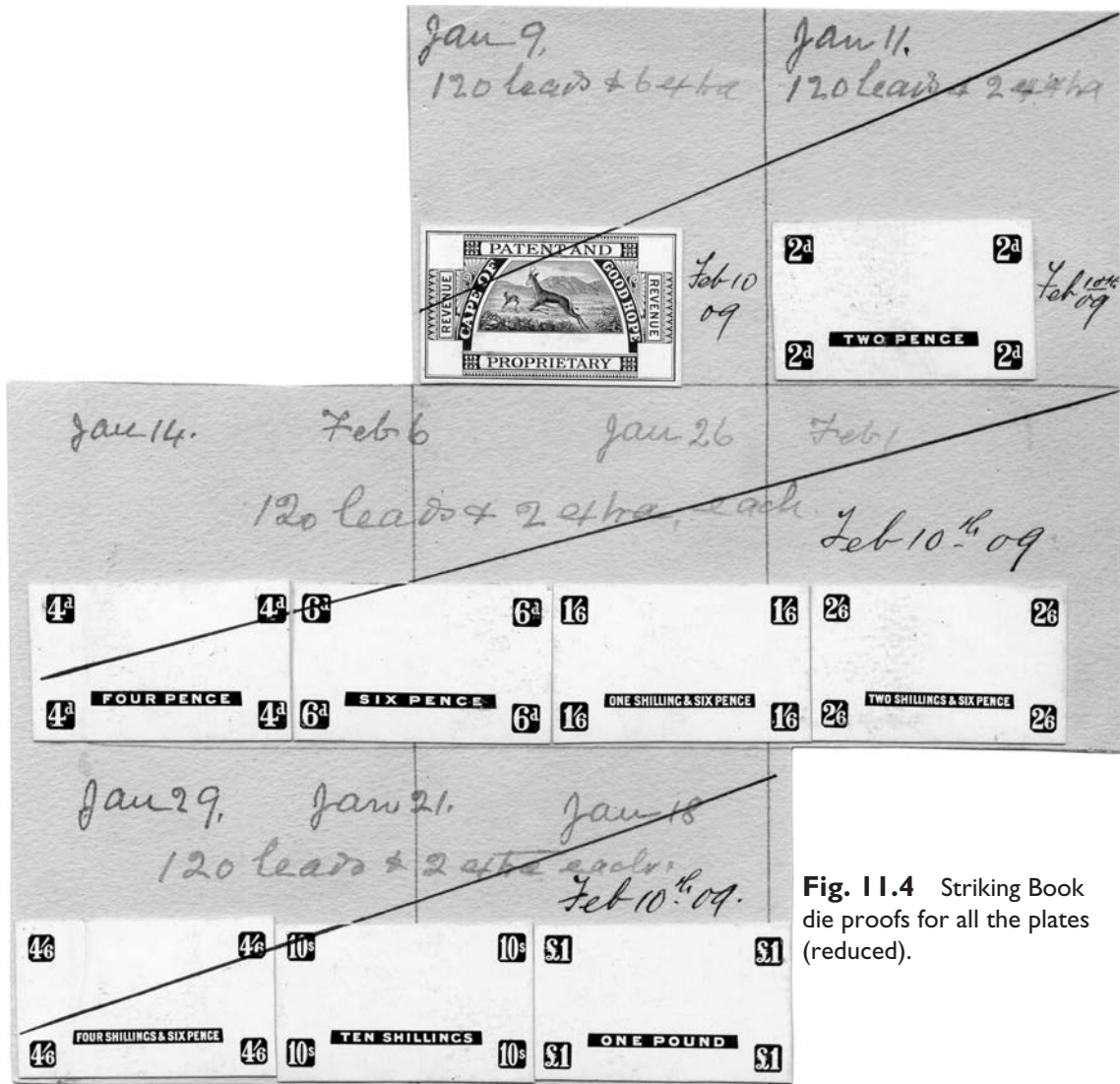


Fig. 11.4 Striking Book die proofs for all the plates (reduced).

Similar cut down die proofs to those shown for the postage stamps must have also been included in the Work Book for the Patent and Proprietary stamps, but none of these have been traced. These were the ones believed to have been approved by De La Rue before proceeding with the hardening process. They were initialled and dated, then cut down and stuck into the Work Books. The postage items are reported to be survivors from a Work Book that was partially destroyed in the fire of 29 December 1940. If this is correct, then the Patent and Proprietary equivalents may not have been so fortunate, and may have been destroyed.

File Records These were die proofs normally on the standard De La Rue glazed card (92 mm wide and 60 mm high). They usually showed the state of the die (BEFORE HARDENING, AFTER HARDENING, or AFTER STRIKING), and the date the proof was made. The die state, as well as the date, were usually hand stamped in black, or occasionally in blue. These were sometimes initialled, and some had some other information noted in manuscript as well. However, only one of these have so far been noted for the Cape of Good Hope Patent and Proprietary stamps. The others may have been destroyed or lost, or they may just not have come to the public view.

The one so far noted is on the usual card, marked BEFORE HARDENING, and dated 7 Jan 09. It is a die proof from the key die, with the value tablets left blank. This was in the De La Rue reference collection.

De La Rue usually had file copies of the issued stamps stuck into the records book, and they also usually had similar file copies hand stamped SPECIMEN, but neither of these have been noted for the Patent and Proprietary stamps, so we do not know if they existed.

Ink Recipe Books The same inks that were used for the Cape revenue stamps were also used for the Patent and Propriety Medicine stamps. The recipe for the appropriate revenue stamp also has a note in red ink to the effect that it was also used for these stamps. The recipes seen with such a note are the 1d revenue used for the 2d stamp, the 3d revenue used for the 4d stamp, the 6d revenue used for the 6d stamp, the 1s revenue used for the 1s 6d, the 2s 6d revenue used for the 2s 6d, the 7s 6d revenue used for the 4s 6d, the 10s revenue used for the 10s and the £1 revenue used for the £1.

Correspondence Books These were the stamp designs prepared by De La Rue. There were no colour trials involved, as the stamps all used the same colours for each denomination as the locally printed issue did. Not all of the designs may have survived. Whatever is known about the material is noted.

3 November 1908

A manuscript dated design proposal mounted on a card 114 mm wide and 90 mm high (Fig. 11.2). The design was for the 4s 6d value, and was marked in manuscript as a duplicate, and that the colours in the sample stamp submitted were in purple and duty in green. The De La Rue design had these reversed. Since this was marked as a duplicate, we know that two were made, but no mention is made of a photographic copy, so it is not clear whether one of these was also made.

10 November 1908

Since the Cape Government was not satisfied with the last design, this improved one was produced. This was on a similar card with similar manuscript notes to the previous one, and was presumably an improved version of the last one, with colours remaining unchanged. Again, two copies would have been made, and there is no mention of a photographic copy.

18 November 1908

The second design was again rejected, with further small improvements being requested, so this third version was produced. This has not been seen. Again the assumption is that it would have been produced in duplicate, and again, no mention is made of a photographic copy.

25 November 1908

After yet another rejection, this further improved fourth design was produced and accepted (Fig. 11.3). It is similar to the first and second ones (and presumably the third as well) in that it is on the same size card, with similar manuscript notes, and in similar colours. The central vignette of the leaping springbok (a second one was added in the background as from the second design) shows a very significant improvement in appearance from the first effort.

The Printing Requisitions

The Cape Government entered a requisition for these stamps on 7 October 1908, along with the request for the designs. By the time the designs were approved and plates made for printing, it was already February 1909.

Requisition No. 3641, for the first stamps, dated 7 October 1908, was for the following numbers of stamps:

2d	2,000,160	2s 6d	500,040
4d	2,000,160	4s 6d	500,040
6d	2,000,160	10s	500,040
1s 6d	1,000,080	£1	250,080

Requisition No. 3758, for an order of stamps dated 18 November 1908, was for the following numbers of stamps:

2d	2,000,160	6d	2,000,160
4d	2,000,160		

Since so much time had elapsed between the printing and the requisitions, printing did not take place as originally envisaged. The first printing was completed by 18 February 1909, and was for the 2d value only, while the last printing was 3 June 1909, and again only for the 2d value. As far as the 4d and 6d values were concerned, De La Rue did not follow their usual pattern of producing a few more sheets than were actually ordered, and then invoicing the full printing. So, in the case of these two values, the number printed was somewhat different from that on the requisitions. The exact number printed and shipped is available in the De La Rue Private Day Books, and since they do not match the requisitions very closely for these values, they are recorded here. The other six values have the usual few additional sheets that were typical of the De La Rue practise. The numbers printed and shipped were:

2d	4,085,400	2s 6d	502,800
4d	4,893,600	4s 6d	513,600
6d	3,230,400	10s	517,200
1s 6d	1,032,000	£1	258,000

The Stamps

In summary, the stamps were printed and invoiced between February and June 1909. They were printed in sheets of 120 stamps, but the exact configuration of the sheets is still unclear. The paper used appears to be without watermark. Several printings were made of the three lower values during this short period, presumably to meet urgent shipping schedules. These were 6 printings of the 2d, 5 printings of the 4d, and 3 printings of the 6d. All other values had only a single printing.

Some mystery shrouds these De La Rue printings, as, so far, only the 2d has been seen, but not the other seven values. It is probable, considering the short life of the duty on patent and proprietary medicines, that the locally printed stamps in stock were sufficient for the need, and the rest of the De La Rue stamp values were never issued, and subsequently destroyed. Some light was cast on the subject when Forbin was preparing his book on Fiscal stamps. He wrote to the Cape Authorities asking for a list of denominations for inclusion in the book. On 7 September 1910 a note from Acting Secretary of Finance to Forbin in response to his query gave a list of all denominations, but stated: 'In practice only the first two denominations are made any use of' (i.e. 1d and 2d). The 1d denomination referred to was the 1d postage stamp overprinted for Patent and Proprietary use.

The 1d value postage stamp was overprinted 'Patent and Proprietary' vertically in black, reading upwards (Fig. 11.5). It is also known with a broken or damaged base of the letter 'y'

and no stop. The overprinting was done by the Cape Times Limited (who did a number of overprintings for the Cape authorities), in December 1909.

On 12 November 1909 the Assistant Treasurer wrote to the Postmaster General, proposing to overprint 1,080,000 1d postage stamps as a temporary measure, until the new 1d denomination could be printed. This denomination was required due to a change in the law, which now required that 1d be levied on each additional 6d in retail selling price after the first 1s 6d.

On 30 November 1909 the Assistant Treasurer wrote to the Cape Times requesting an additional 4,800,000 1d postage stamps to be overprinted 'Patent 3d Proprietary' and 2,400,000 1d postage stamps to be overprinted 'Patent 5d Proprietary'.

Then on 3 December 1909 the Postmaster General wrote to the Assistant Treasurer, advising that 7,200,000 1d postage stamps would be overprinted 'Patent and Proprietary' to meet requirements, rather than creating both new 3d and 5d denominations.

This was not quite the end of the story, as on 18 January 1910 the Chief Treasury Paymaster wrote to the Cape Times Ltd, declining payment for the cancelled order for overprinting stamps 'Patent and Proprietary 5d'. The Cape Times replied on 24 January 1910 enclosing 'an impression taken from the stereos which were cast for the purpose and charged against the Treasury' to prove that the charge was justified. This impression is not in the Cape Archives file.

Stamp Usage

Cape of Good Hope Act No. 39 of 18 September 1908 imposed a duty on patent and propriety medicines. This duty was to be 'collected by means of stamps'. The definition provided for such medicines is of interest, and reads as follows:

In this Act the expression 'patent and proprietary medicines' shall mean any medicine

- (a) protected in the Colony under current Letters Patent; or
- (b) prepared, or purporting or professed to have been prepared from some secret formula; or
- (c) prepared, or purporting or professed to have been prepared by some secret or occult art, whether or not the formula is professed to be secret; or
- (d) sold under a name or trade mark registered specially in regard thereto; or
- (e) sold under any description which by reason of the use of the possessive case, or otherwise, implies or indicates proprietary rights.

Using the word occult incorporates the supernatural, mystical or magical art of the African witch doctor, as well as any other medicines of potentially dubious effectiveness. The Treasury was not missing any opportunity to collect duties on medicines.

The rates of duty introduced, based on the retail price of each bottle, packet, box or other containers are listed in Table 11.3.

This explained the duty value of the stamps required. This Act had only been in force a little more than a year, when it was amended by Act No. 16 of 30 November 1909. This changed the stamp duty on patent and proprietary medicines to 2d if the container retailed at less than 1s 6d, as per the existing legislation, then 'an additional stamp duty of 1d for every additional 6d or part thereof of such price'.



Fig. 11.5 Overprinted 1d Cape postage stamps.

This change of regulation had a serious impact on the stamps required. Firstly it now required a 1d denomination, which had not been printed either locally or by De La Rue. The answer was to overprint the 1d Cape postage stamps for this purpose, thus avoiding the whole design and approval process required for a new denomination. The other major impact was that a somewhat unusual denomination like 4s 6d, would seldom be needed. This is presumably why none of the higher denomination De La Rue printings have been seen.

Since the stamp would have been affixed to the bottle, box, packet or some other kind of container, they would have been discarded with the empty container, making used copies scarce. The duty on these medicines was short lived, as the duty was repealed by the Union of South Africa Act No. 30 of 1 July 1911.

In another small footnote, these stamps were made available in London for British exporters of Patent and Proprietary Medicines to the Cape Colony. These stamps were kept at the Agent General's Office under provisions of Treasury letter No. 3892/08/276 of 22 December 1908. This was not a success, as 3,000 2d stamps were in stock on 31 December 1909 to 30 June 1910, but none were sold during this period. This stock was supplied by De La Rue.

Retail Price not exceeding	Stamp Duty
1s 6d	2d
2s 6d	4d
4s	6d
10s	1s 6d
£1	2s 6d
£1 10s	4s 6d
£2 10s	10s
Over £2 10s	£1

Table 11.3 Stamp duty rates.

12

Overprinted for Revenue Use

Preamble

The 1d Cape postage stamp overprinted for Patent and Proprietary medicine use was covered in Chapter 11. In addition to that overprinting, postage stamps were also overprinted for Cigarette Duty and Customs Duty, while revenue stamps were overprinted for payment of penalties, and for use in neighbouring territories. Sometimes, this was a means of using up surplus stock of Cape stamps, after the stamps of the Union of South Africa had been issued.

Cigarette Duty

The Cape of Good Hope Act No. 12 of 16 November 1909 was titled 'Act To Provide for the Taxation of Cigarettes'. The relevant part was:

In respect of each tin, box, package or other enclosure containing cigarettes weighing one half ounce net, or fraction of one half ounce net, a stamp duty of ½d. For every additional half ounce net weight, or fraction of one half ounce net weight, an additional stamp duty of ½d.

The ½d and 1d postage stamps were overprinted for the collection of the cigarette stamp duty. The ½d was overprinted in two lines in red, in a smaller (2 mm high) and a larger (3 mm high) size lettering (Fig. 12.1). The larger overprint is often seen inverted (Fig. 12.1). It is reported that two sheets of the inverted overprint are known.¹ The 1d value only had the larger 3 mm high overprint, but in black (Fig. 12.1). The overprints were done by the newspaper company, Cape Times Limited, who called themselves 'General Printers and Publishers'. Distorted letters and shifts are quite common.



Fig. 12.1 Cape postage stamps overprinted Cigarette Duty.

¹ Van Puyenbroek, J. E. 'Cape of Good Hope, The Cigarette Tax – 1909', *The Cinderella Philatelist*, October 1998, p. 78.

These stamps were affixed to the tin, box, packet or other cigarette container, and were meant to be cancelled by making a cross over the face of the stamp in ink, but often a single line using a pen or even a pencil was all that was done. Many of the stamps were not cancelled at all (Fig. 12.2).

As from 1 January 1910, a license fee of £1 per year payable by cigarette manufacturers was also introduced, but this, like other license fees, was paid using regular revenue stamps.

The stamp duty on cigarettes sold was short lived, as the Cape Act No. 12 of 1909 imposing this duty, was repealed a little over a year later by the Union of South Africa Act No. 16 of 1911.



Fig. 12.2 Cancelled and uncanceled usage of the ½d.

Customs Duty

This is covered in Chapter 34 along with the Edwardian stamps of the other South African Colonies that were similarly used for Customs Duty purposes.

Penalty

Documents requiring stamp duty were required to have the duty paid and the stamps affixed within a certain time period after the document had been drawn up. Failure to do so incurred a penalty, which, after the formation of the Union of South Africa, became payable using stamps especially overprinted for that purpose. This was set out in Act No. 30 of 1911. So, during the time of the existence of the Colony of the Cape of Good Hope, the payment of these penalties was not done by means of stamps overprinted PENALTY. The introduction of Penalty stamps took place before the issue of the first Union revenue stamps, so the Cape of Good Hope revenue stamps were overprinted for the purpose (along with a Transvaal 2s 6d denomination revenue stamp). The Cape denominations overprinted were 3d, 6d, 1s, 2s, 2s 6d, 5s, 10s, £1, £5 and £10 (Fig. 12.3, also Colour Plate 1b). Barefoot² also lists a 3s denomination, but this has not been seen. Since the King Edward VII stamps of £5 and £10 were never printed, the £5 was the Hope Standing issue of 1897, and the £10 was the Queen Victoria issue of 1884. These were still the stamps in current use for those denominations in 1911.

The overprint is in red 2¼ mm high. The overprint quality was rather poor, and may have been done by the South African Government Printer in Pretoria, or perhaps the Cape Times Limited newspaper printers in Cape Town.

These were for use across the new Union of South Africa, and were effectively the stamps of the Union rather than the Cape. The actual penalties in force are listed as part of Appendix 5.

2 Barefoot, J. (Ed.). *British Commonwealth Revenues*, 7th Edn, York: The Editor, 2002, p. 273.



Fig. 12.3 Examples of Cape revenue stamps overprinted PENALTY.

